

Elliott School of
International Affairs

THE GEORGE WASHINGTON UNIVERSITY

**Graduate Student Services
Elliott School of International Affairs
The George Washington University**

**December 2016 - August 2017
Graduate Employment Survey Report**

Dec. 2016-Aug. 2017 Graduate Employment Survey Report

Total Graduates	360	
Responses to Survey	351	
Employed	319	91%
Further Education/Research	9	3%
Currently Looking	19	5%
Not Currently Looking	4	1%

Sector Breakdown		
Non-Profit Sector	99	100%
Conflict Resolution/Human Rights	8	8%
Development Assistance/Public Health	25	25%
Foundations/Professional/Trade Assoc.	12	12%
Public Interest/Research/Think Tanks	32	32%
University/Education	18	18%
Other	4	4%

Private Sector	90	100%
Aerospace/Technology/Telecommunications	6	7%
Consulting/Government Contracting	37	41%
Energy/Environment	1	1%
Financial Services/Trade	16	18%
Health Care	4	4%
Law	2	2%
Media	6	7%
Other (Incl. self- and temporary emp.)	18	20%

Public Sector	124	100%
Development Assistance/Advocacy Group	4	3%
Foreign Government	5	4%
Multilateral Organizations	17	14%
State/Local Government	0	0%
U.S. Government	82	66%
U.S. Military	13	10%
Other	3	2%

Employment by Sector		
Sector	#	% of Employed
Non-Profit	99	31%
Private	90	28%
Public	124	39%
Unspecified	6	2%

New or Previous Job		
Respondents		
New Job Since Graduation	158	81%
Returning to Previous Employer	37	19%

Source of New Job Since Graduation		
Respondents	158	100%
Internship/Co-op/Volunteer	32	20%
GSCD/GSS Program	12	8%
Networking/Referral	36	23%
Self-Employed	0	0%
Foreign Service Officer	4	3%
Fellowship (Fulbright, Boren)	4	3%
USAjobs.gov	18	11%
Social Media	4	3%
General Job/Corp Site	25	16%
Temp Agencies	3	2%
PMF	0	0%
Other	20	13%

Years of Work Experience Prior to Elliott School		
Respondents	318	100%
None	74	23%
1 to 3 Years	167	53%
4 to 6 Years	49	15%
7 to 10 Years	18	6%
11 to 15 Years	7	2%
More than 16 years	3	1%

Elliott School Graduate Student Employment by Degree

Degree (n=351)	Total	Percentage
MA	314	89%
MIPP	29	8%
MIS	3	1%
MA/MBA	2	1%
MA/MPH	1	0%
MA/JD	1	0%
Certificate Program	1	0%
Degree Employment Data	Total	Percentage
MA	314	
Non-Profit	91	29%
Private	86	27%
Public	102	32%
Other	6	2%
Further Education	7	2%
Currently Looking	18	6%
Not Currently Looking	4	1%
Int'l Policy & Practice (MIPP)	29	Percentage
Non-Profit	6	21%
Private	3	10%
Public	19	66%
Further Education	1	3%
Currently Looking	0	0%
MA/MBA Program	2	Percentage
Non-Profit	0	0%
Private	1	50%
Public	1	50%
Further Education	0	0%
Currently Looking	0	0%

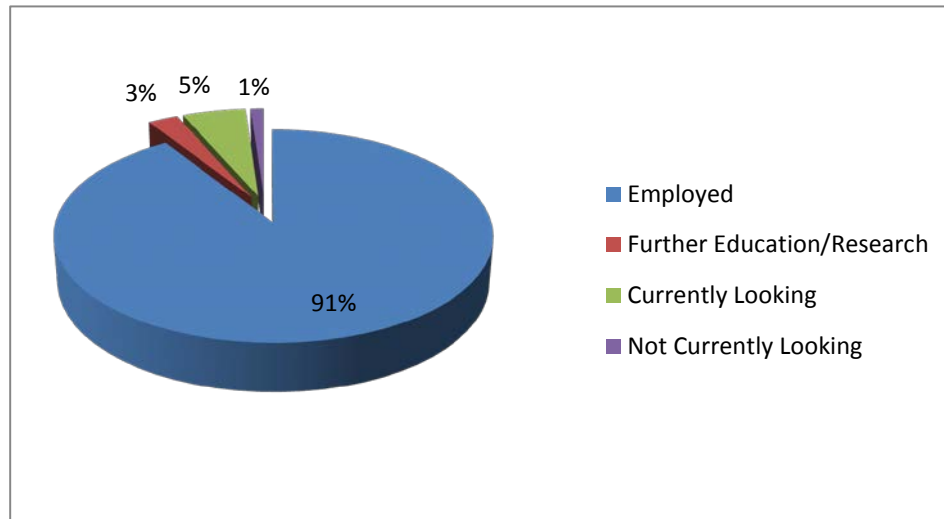
Degree Employment Data	Total	Percentage
MIS	3	
Non-Profit	0	0%
Private	0	0%
Public	1	33%
Further Education	2	67%
Currently Looking	0	0%
MA/JD Program	1	Percentage
Non-Profit	0	0%
Private	0	0%
Public	1	100%
Other	0	0%
Further Education	0	0%
Currently Looking	0	0%
Not Currently Looking	0	0%
Certificate Program	1	Percentage
Non-Profit	1	100%
Private	0	0%
Public	0	0%
Further Education	0	0%
Currently Looking	0	0%
MA/MPH	1	Percentage
Non-Profit	1	100%
Private	0	0%
Public	0	0%
Further Education	0	0%
Currently Looking	0	0%

Elliott School Graduate Student Employment by Program

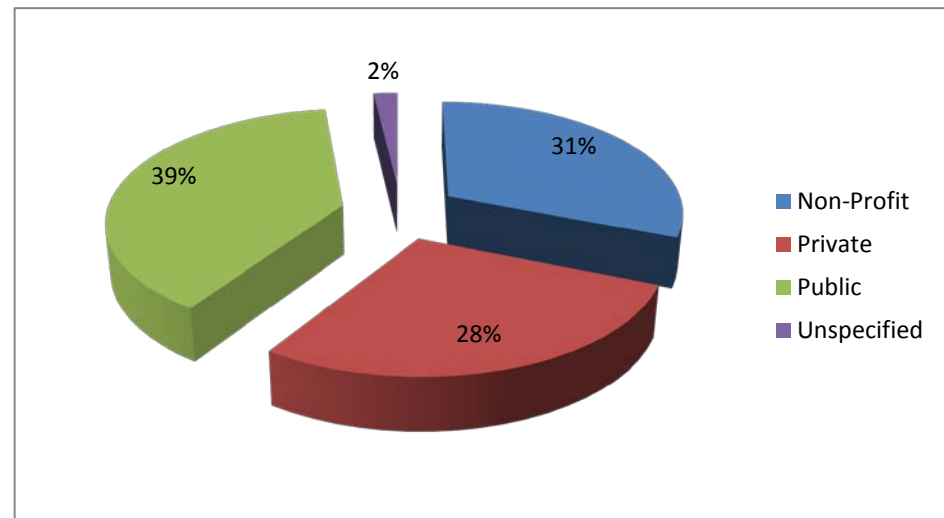
Program (n=351)	Total	Percentage
Asian Studies	15	4%
European & Eurasian Studies	8	2%
International Affairs	134	38%
Int'l Development Studies	46	13%
Int'l Policy & Practice (MIPP)	29	8%
Global Communication	21	6%
Global Gender Policy	1	0%
Program Employment Data	Total	Percentage
Asian Studies	15	
Non-Profit	6	40%
Private	4	27%
Public	3	20%
Further Education	1	7%
Currently Looking	1	7%
European & Eurasian Studies	8	Percentage
Non-Profit	1	13%
Private	2	25%
Public	5	63%
Currently Looking	0	0%
Int'l Development	46	Percentage
Non-Profit	14	30%
Private	9	20%
Public	16	35%
Other	1	2%
Further Education	2	4%
Currently Looking	3	7%
Not Currently Looking	1	2%
Int'l Science & Technology Policy	11	Percentage
Non-Profit	3	27%
Private	6	55%
Public	2	18%
Currently Looking	0	0%
Further Education	0	0%
Security Policy Studies	51	Percentage
Non-Profit	6	12%
Private	14	27%
Public	26	51%
Other	2	4%
Further Education	1	2%
Currently Looking	2	4%
Not Currently Looking	0	0%
Latin Amer. & Hem. Studies	3	Percentage
Non-Profit	1	33%
Private	1	33%
Public	1	33%
Currently Looking	0	0%

Program	Total	Percentage
Int'l Trade & Investment Policy	21	6%
Latin Amer. & Hem. Studies	3	1%
Int'l Sci & Tech Policy	11	3%
Security Policy Studies	51	15%
International Studies	3	1%
Middle East Studies	11	3%
Program Employment Data	Total	Percentage
International Affairs	134	
Non-Profit	45	34%
Private	35	26%
Public	39	29%
Other	2	1%
Further Education	5	4%
Currently Looking	7	5%
Not Currently Looking	1	1%
Int'l Trade & Investment	21	Percentage
Non-Profit	4	19%
Private	7	33%
Public	4	19%
Other	1	5%
Further Education	0	0%
Currently Looking	3	14%
Not Currently Looking	2	10%
Int'l Policy & Practice (MIPP)	29	Percentage
Non-Profit	6	21%
Private	3	10%
Public	19	66%
Further Education	1	3%
Currently Looking	0	0%
International Studies	3	Percentage
Non-Profit	0	0%
Private	0	0%
Public	1	33%
Further Education	2	67%
Middle East Studies	11	Percentage
Non-Profit	5	45%
Private	3	27%
Public	2	18%
Currently Looking	1	9%
Global Communication	21	Percentage
Non-Profit	7	33%
Private	6	29%
Public	7	33%
Currently Looking	1	5%
Global Gender Policy	1	Percentage
Non-Profit	1	100%

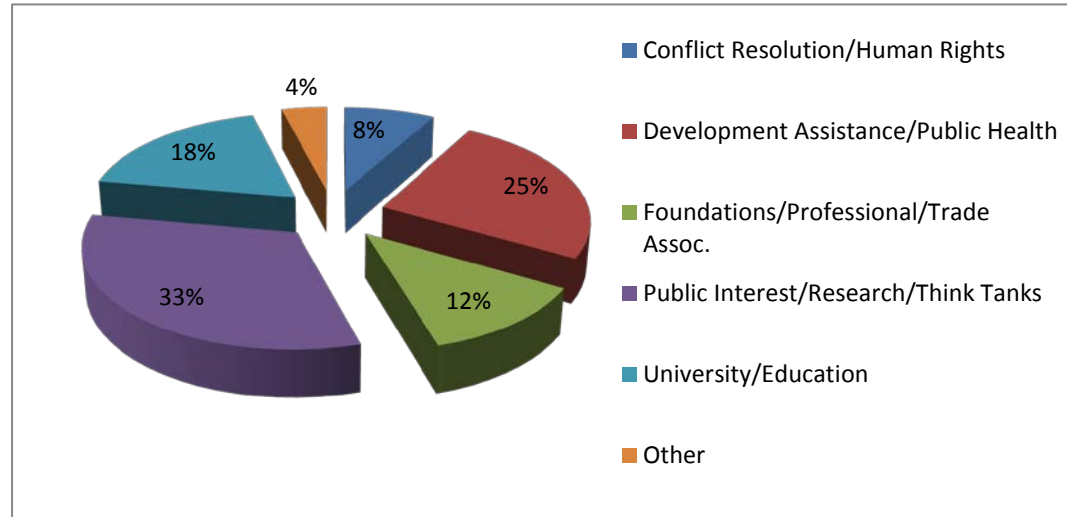
Employment Status



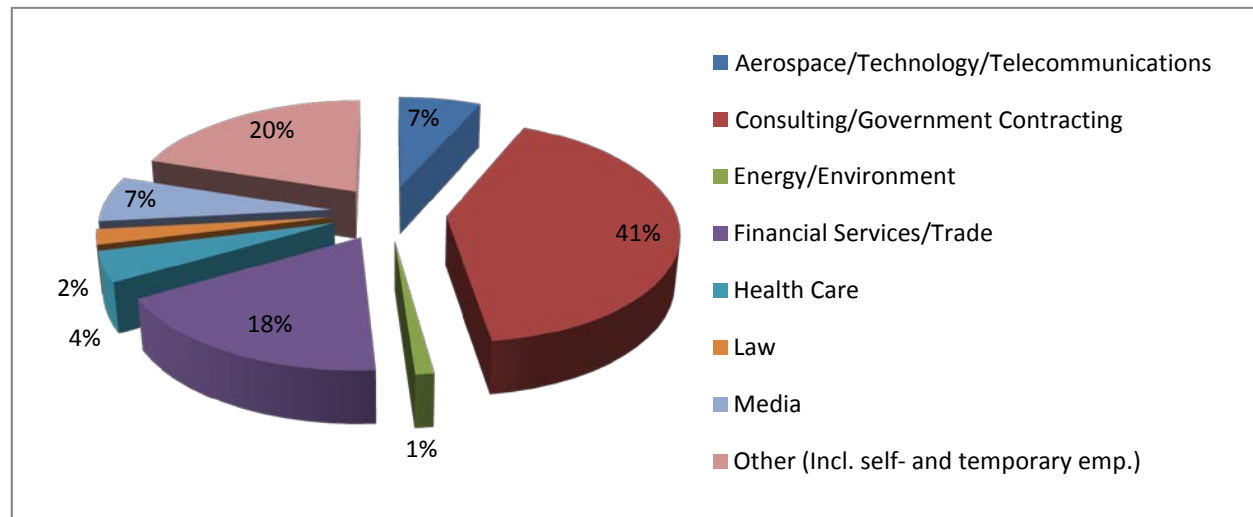
Employment by Sector



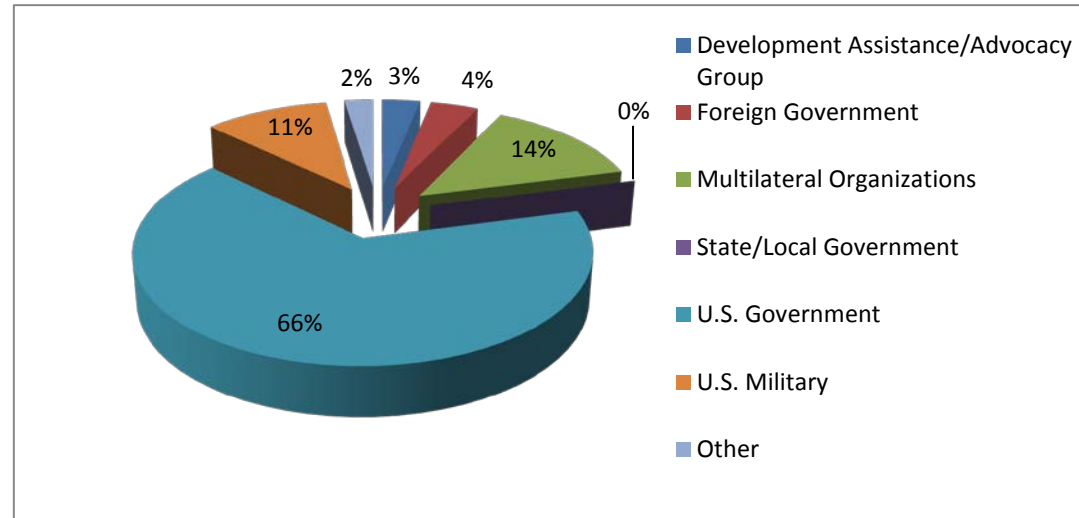
Non-Profit Sector



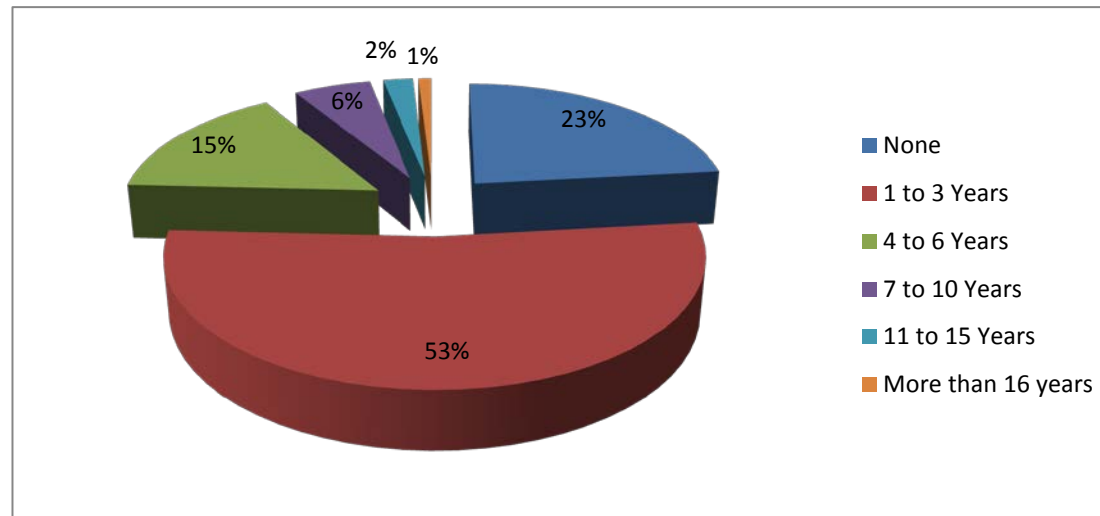
Private Sector



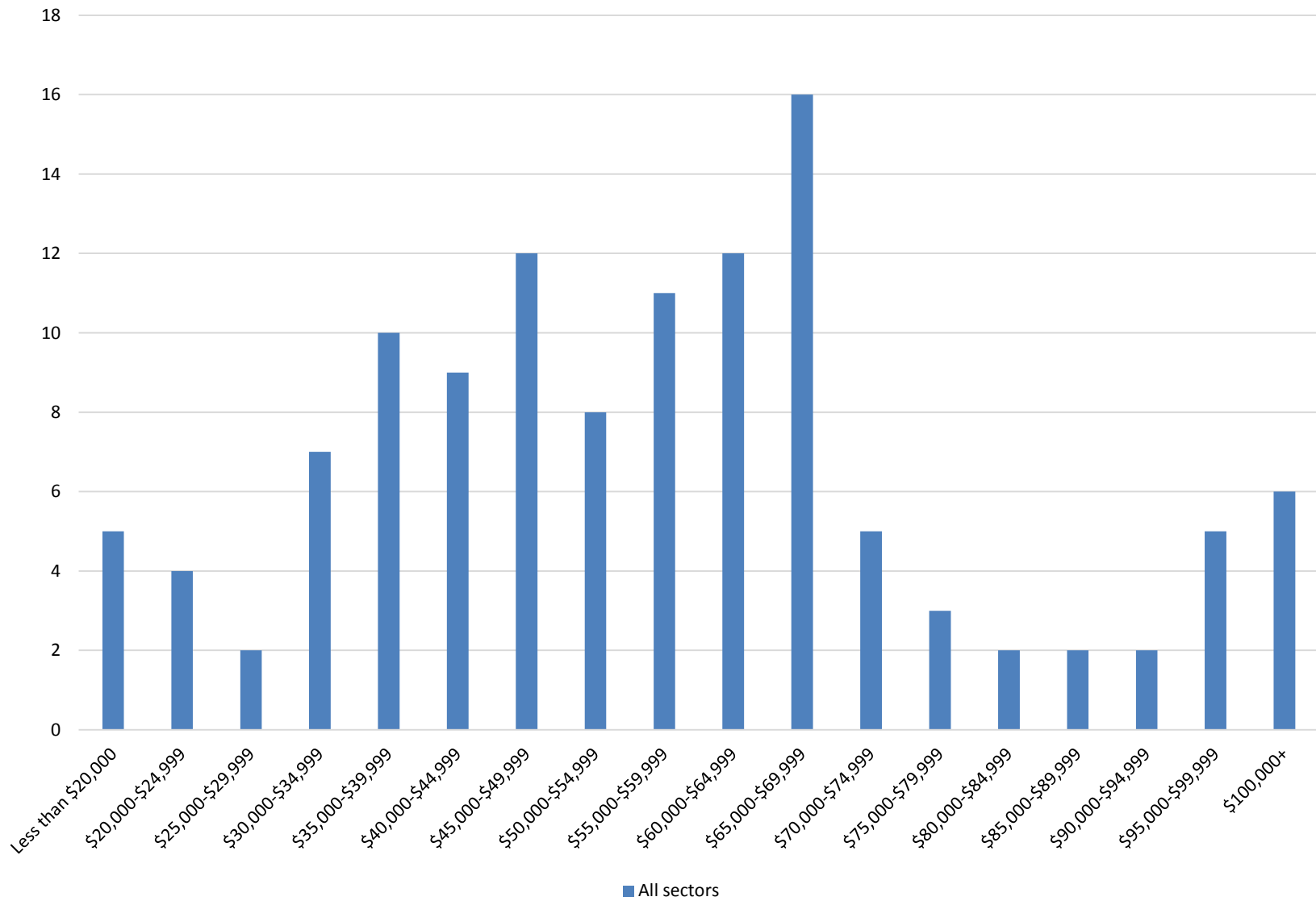
Public Sector



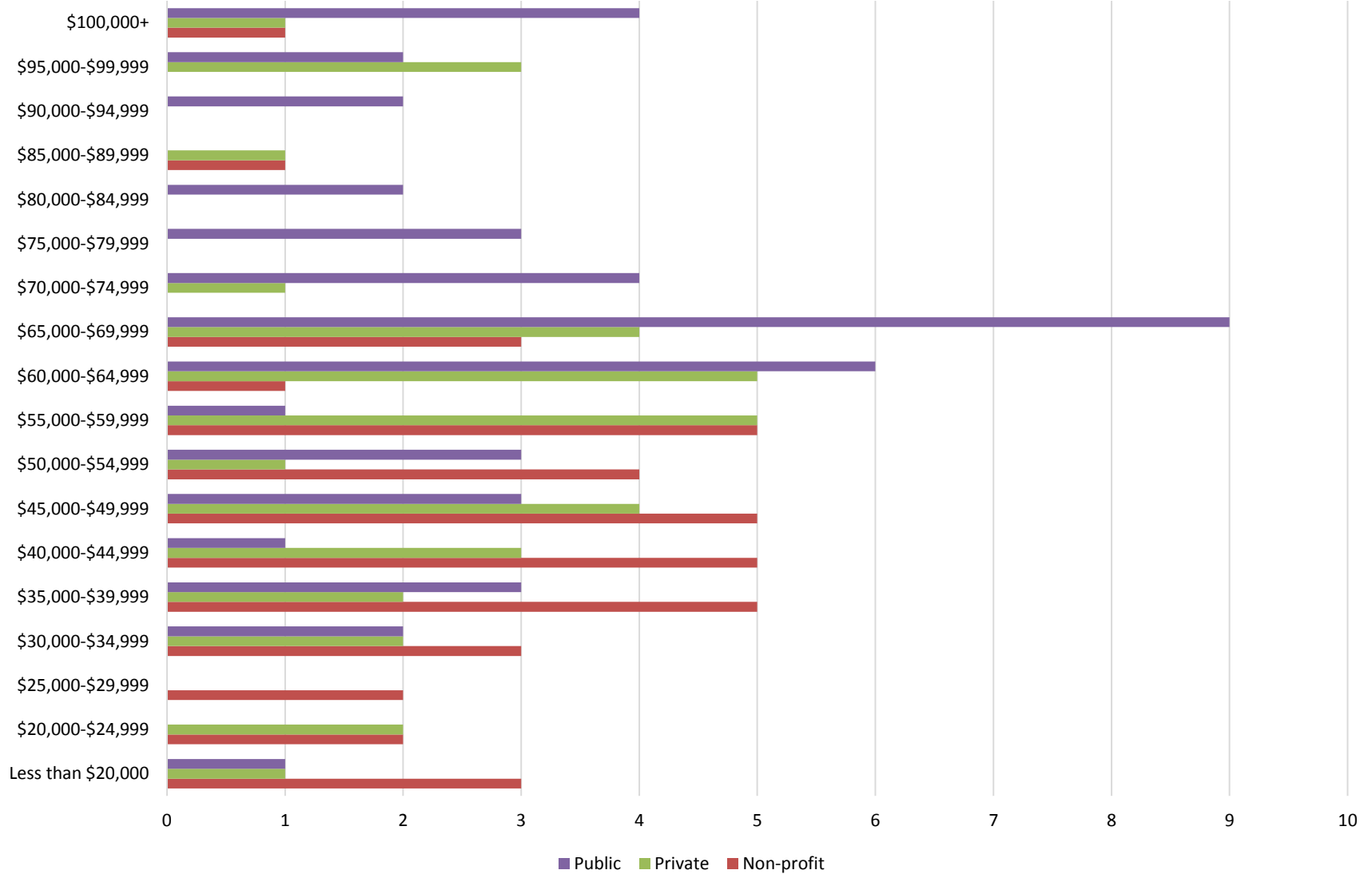
Work Experience Prior to Elliott School



Responses for salaries from all sectors



Salary ranges divided by sectors

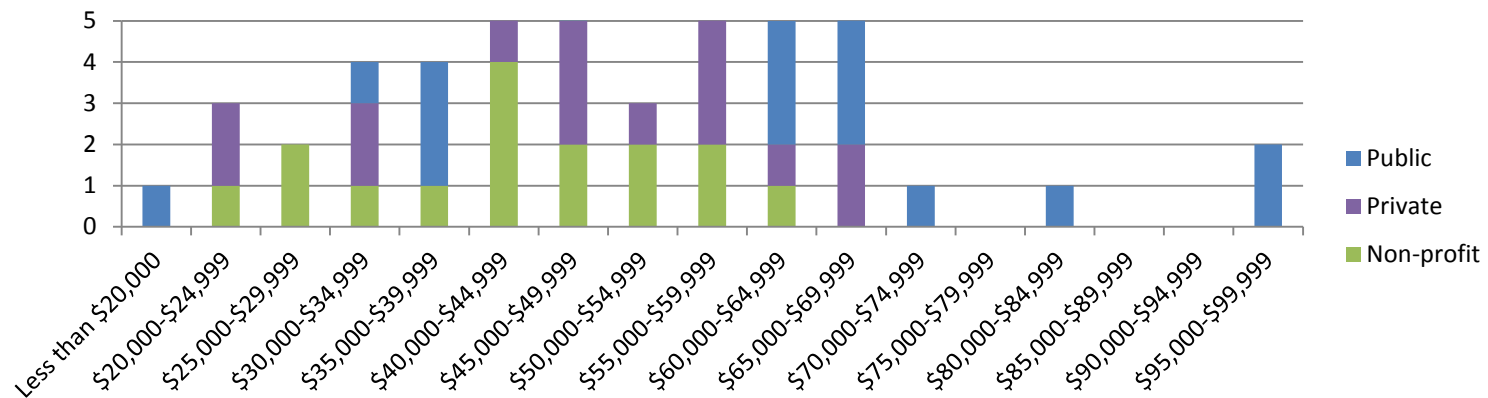


Graduate Employment Survey Report

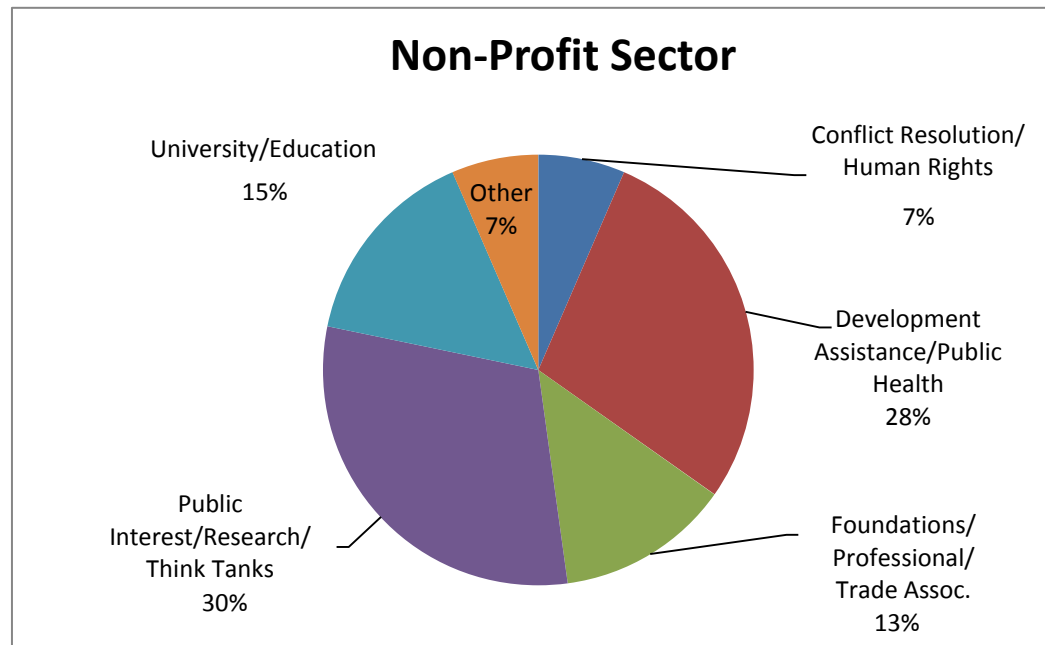
Programs, Dec. 2016-Aug. 2017

International Affairs

Salary ranges given by respondents among sectors



Non-Profit Sector

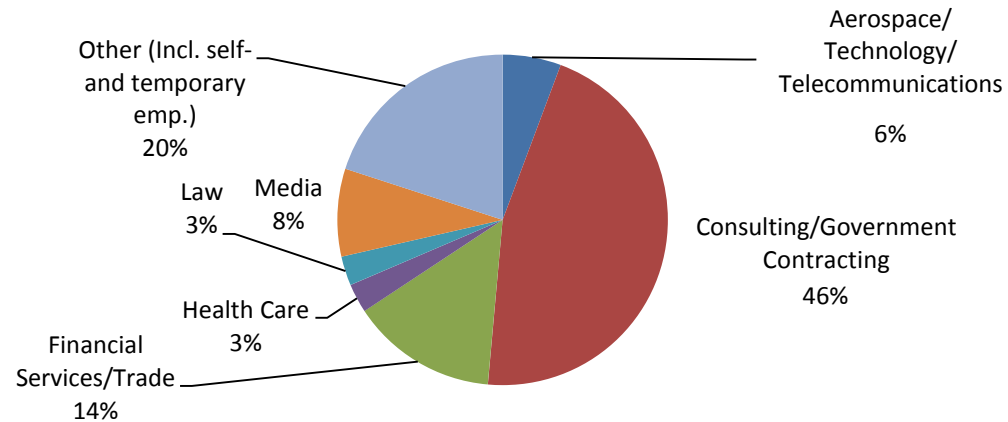


Graduate Employment Survey Report

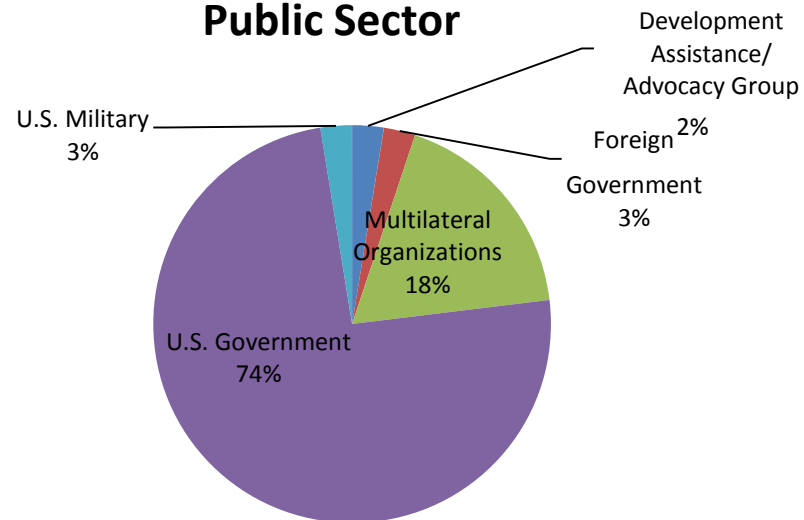
Programs, Dec. 2016-Aug. 2017

International Affairs

Private Sector



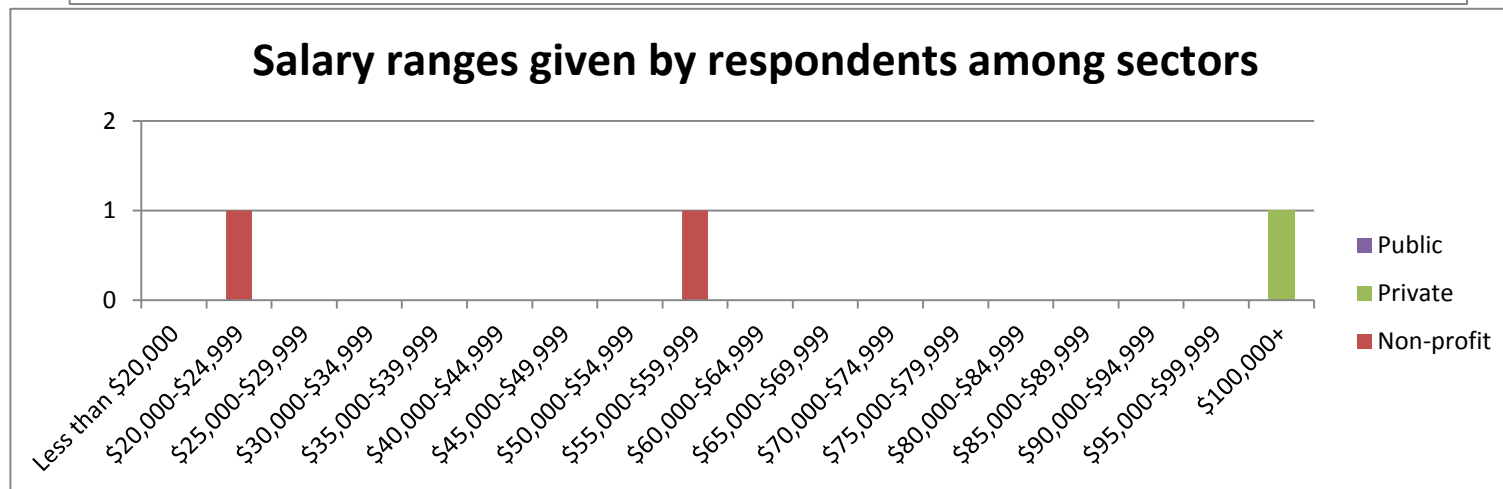
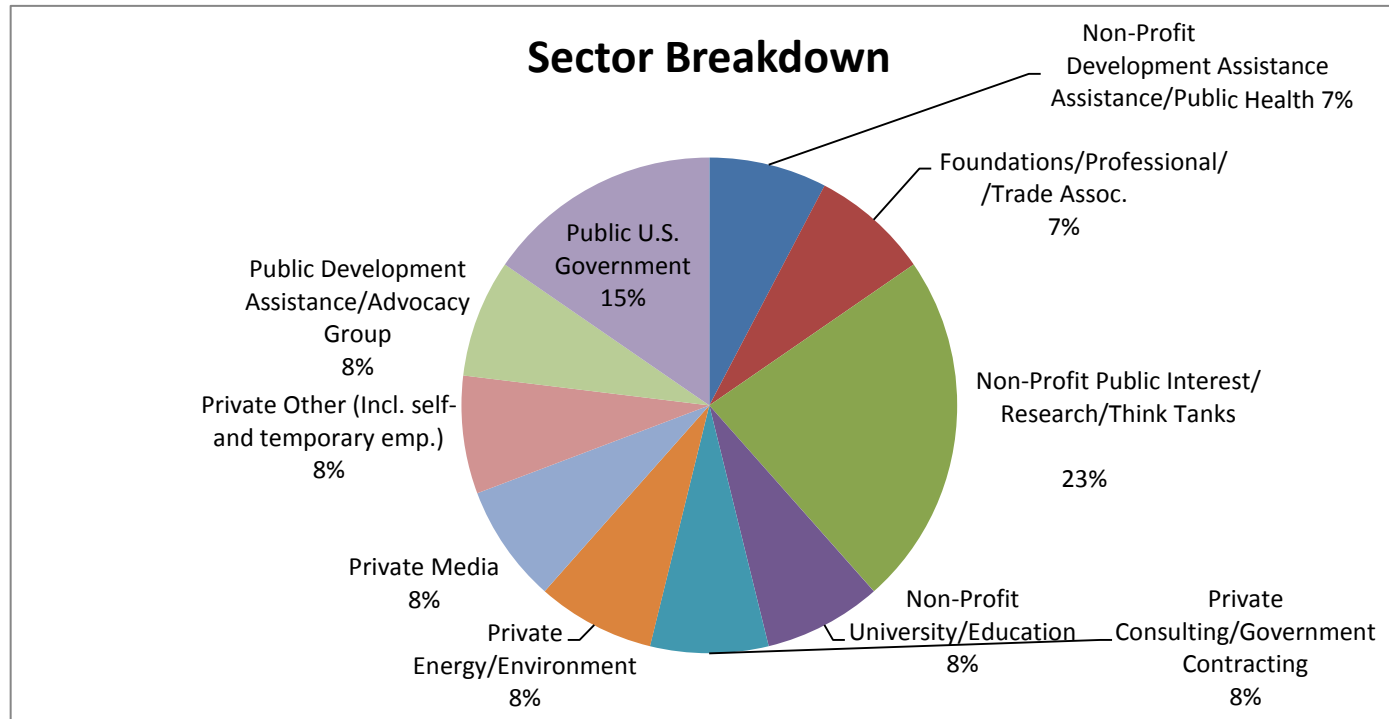
Public Sector



Graduate Employment Survey Report

Programs, Dec. 2016-Aug. 2017

Asian Studies

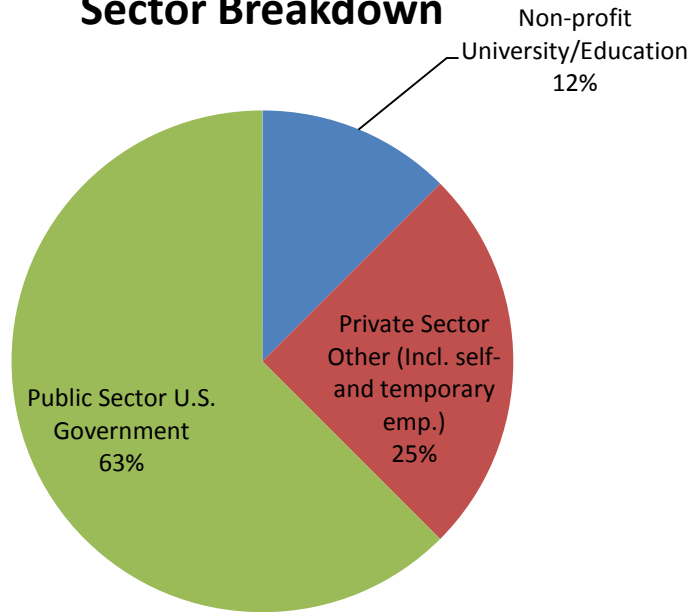


Graduate Employment Survey Report

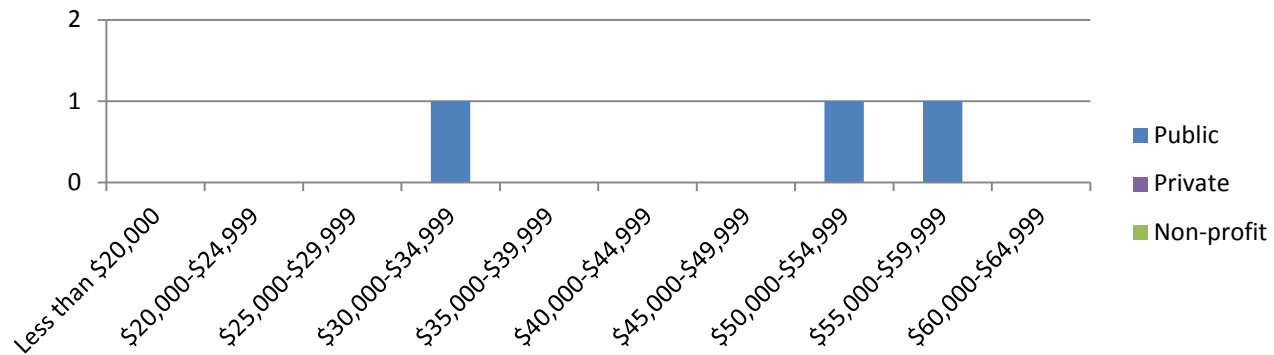
Programs, Dec. 2016-Aug. 2017

European & Eurasian Studies

Sector Breakdown



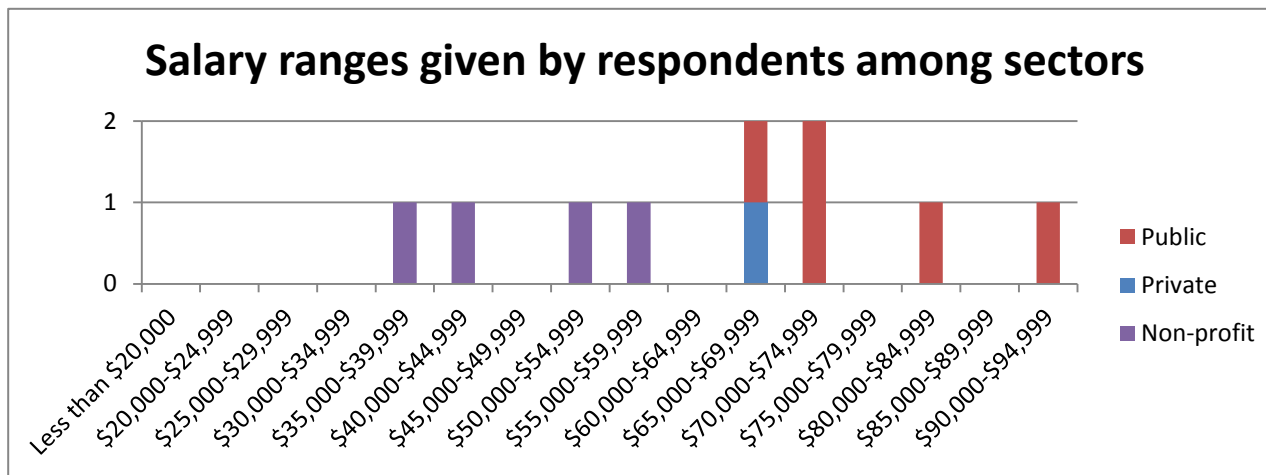
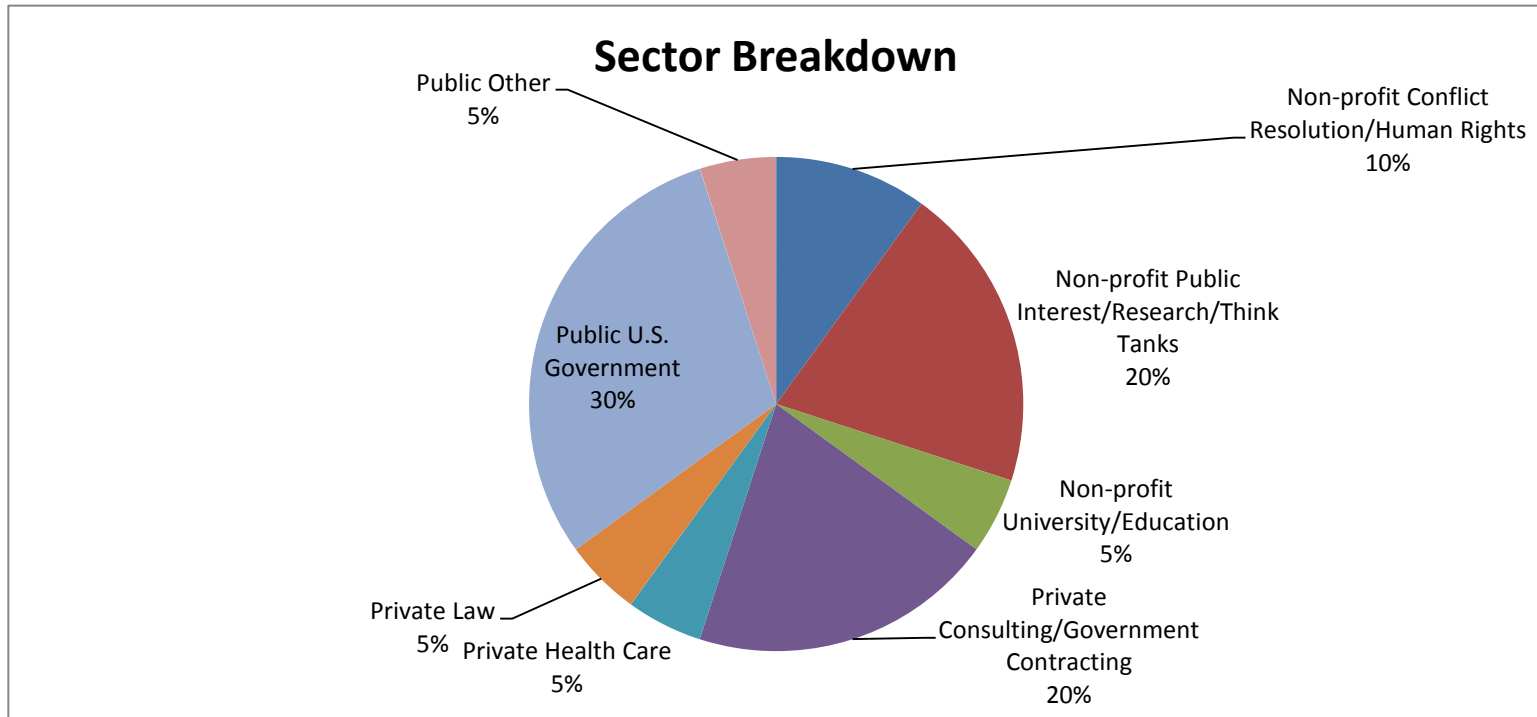
Salary ranges given by respondents among sectors



Graduate Employment Survey Report

Programs, Dec. 2016-Aug. 2017

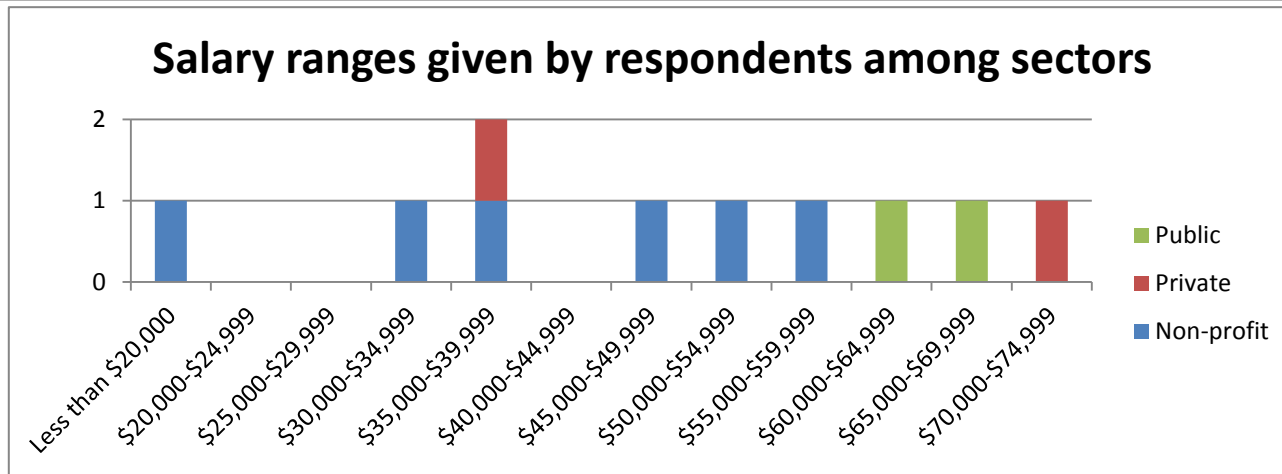
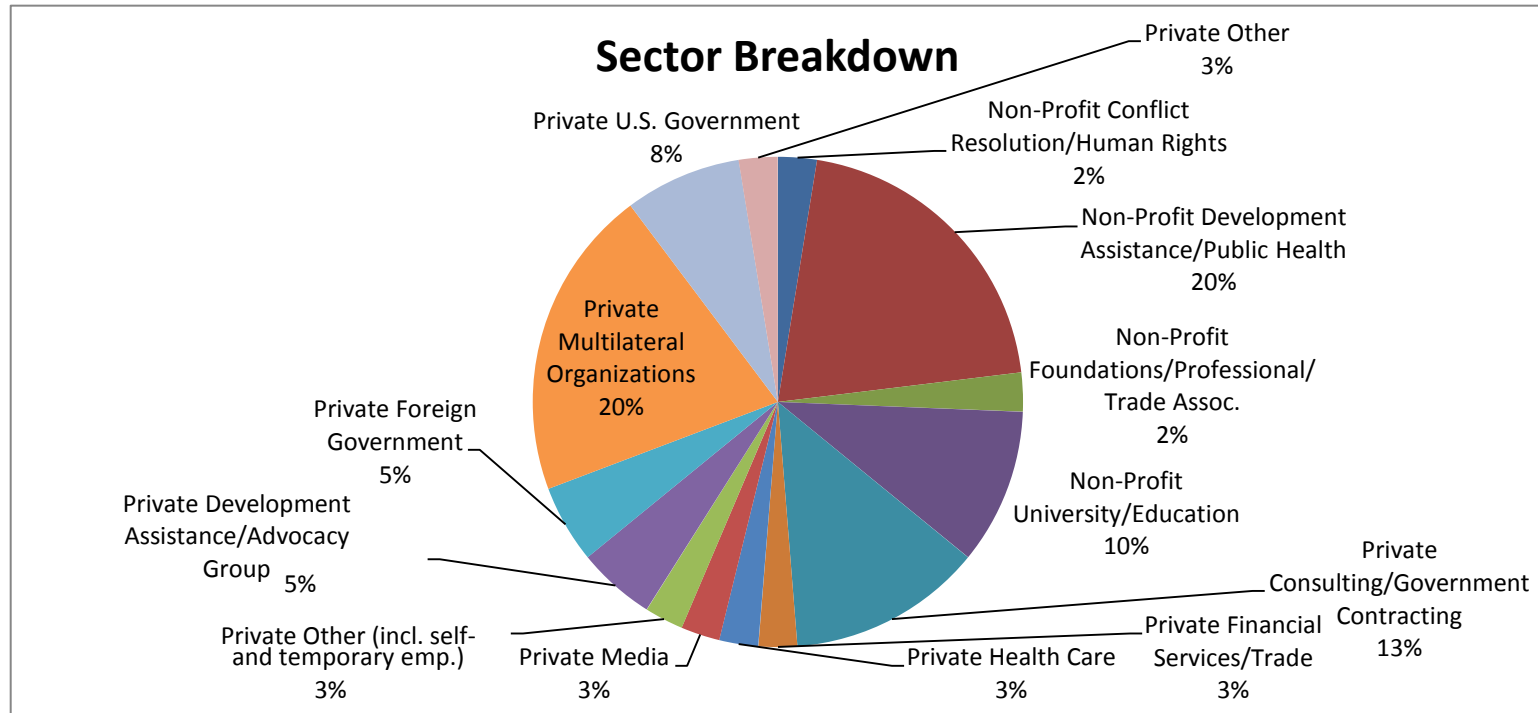
Global Communication



Graduate Employment Survey Report

Programs, Dec. 2016-Aug. 2017

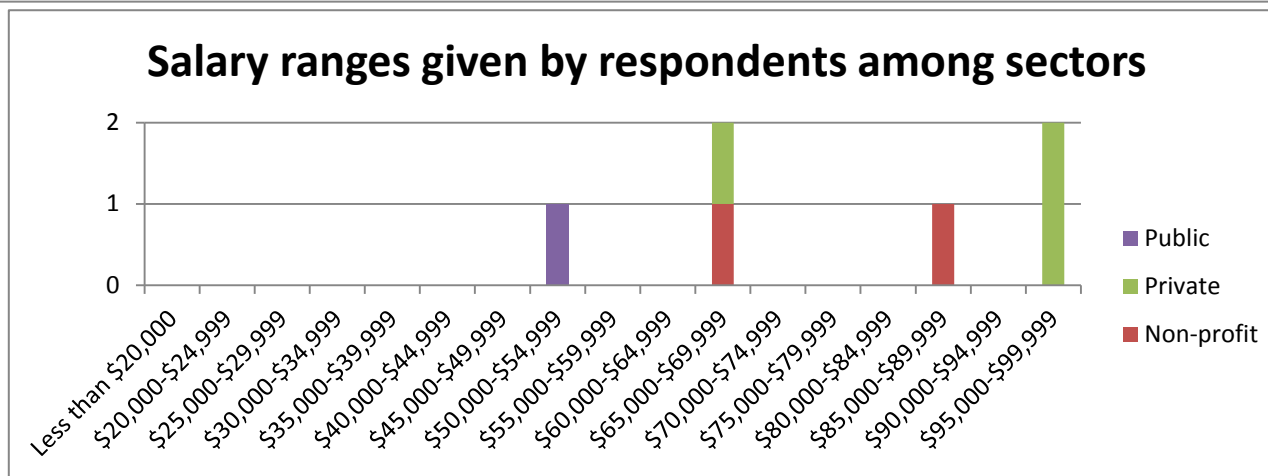
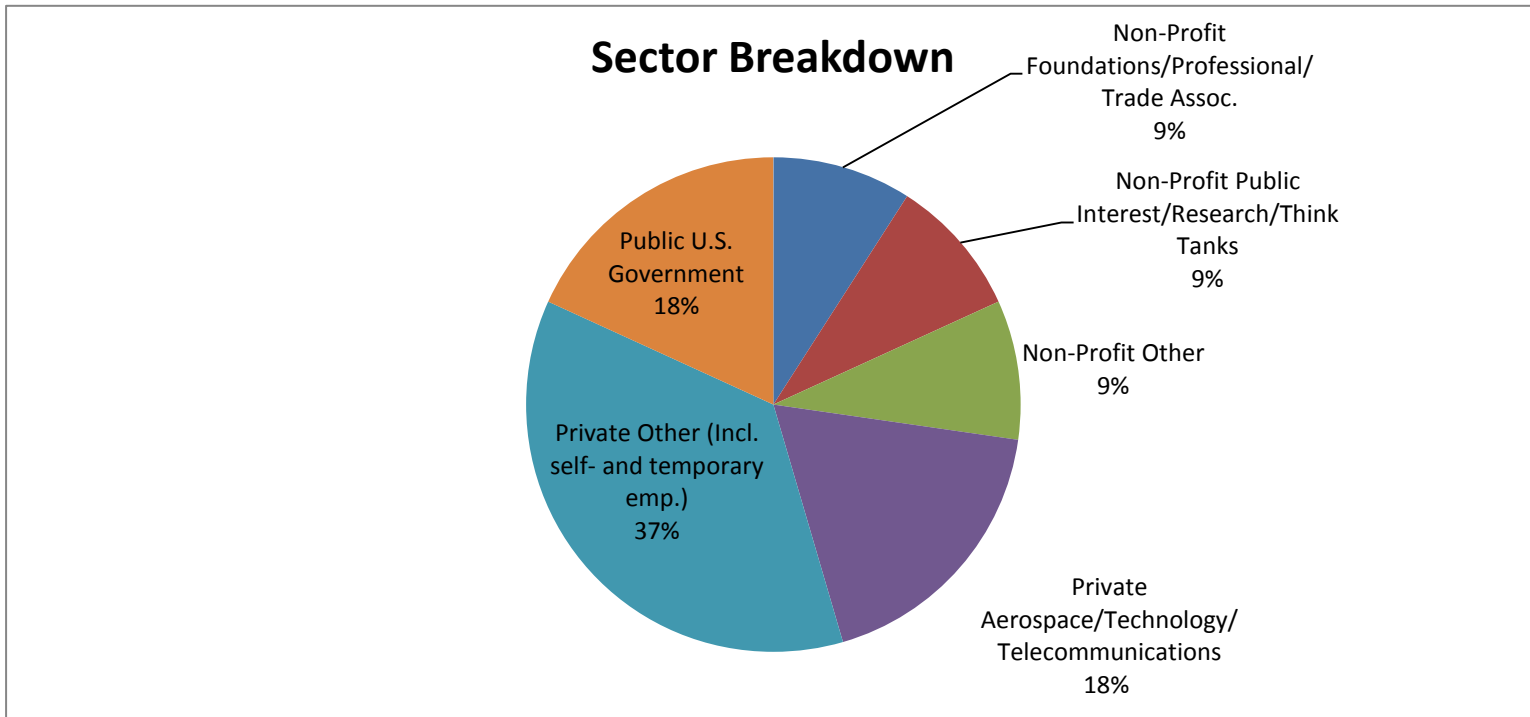
International Development Studies



Graduate Employment Survey Report

Programs, Dec. 2016-Aug. 2017

International Science & Technology Policy

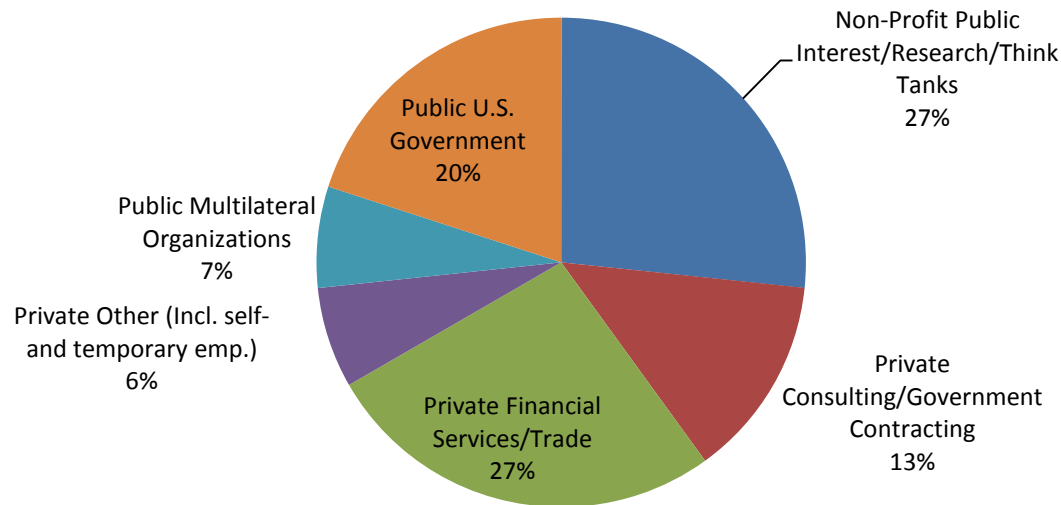


Graduate Employment Survey Report

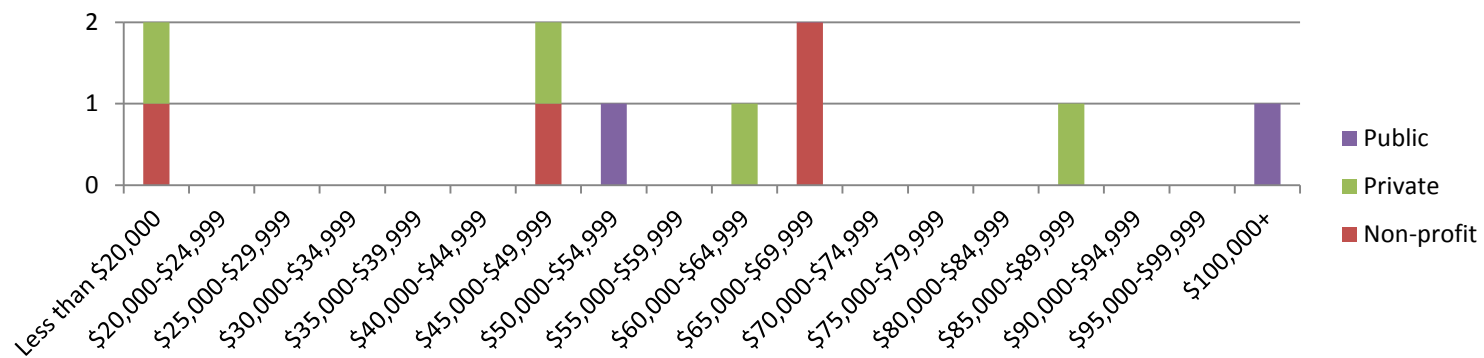
Programs, Dec. 2016-Aug. 2017

International Trade & Investment Policy

Sector Breakdown



Salary ranges given by respondents among sectors

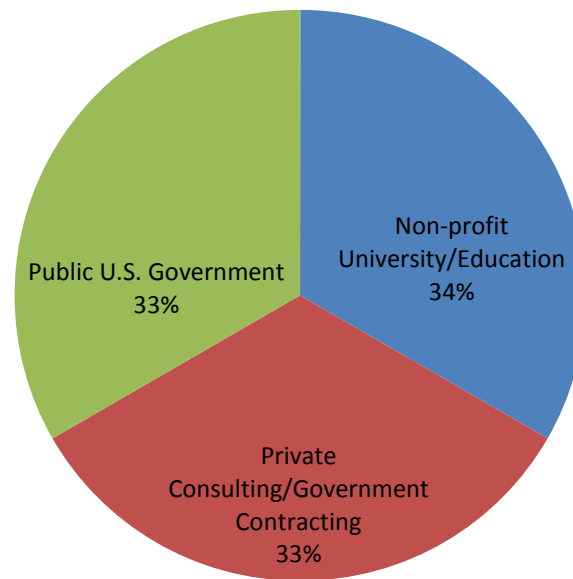


Graduate Employment Survey Report

Programs, Dec. 2016-Aug. 2017

Latin America & Hemispheric Studies**

Sector Breakdown



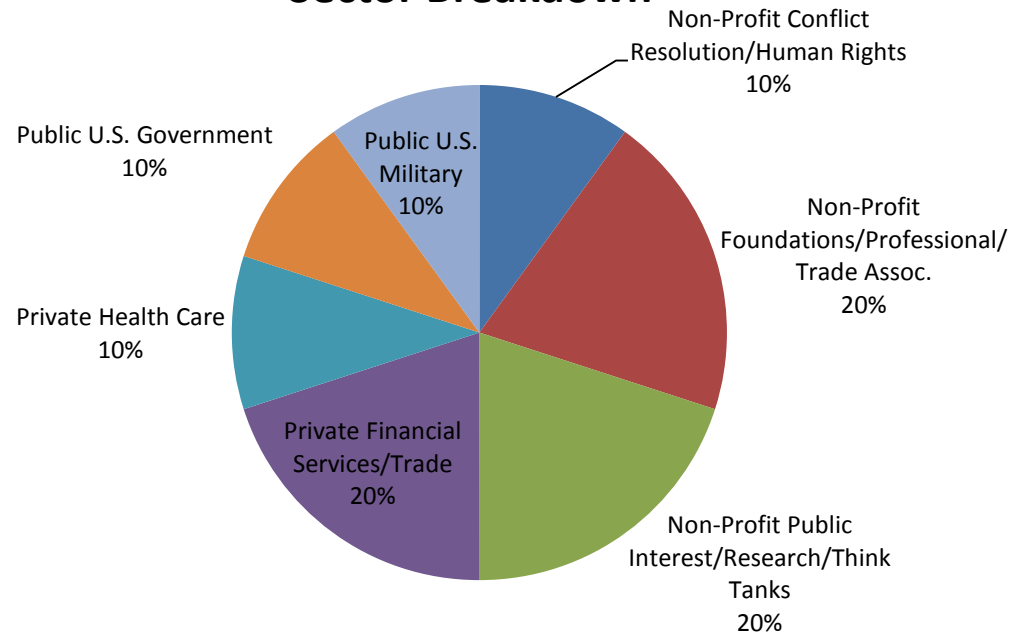
** Insufficient data for salary chart

Graduate Employment Survey Report

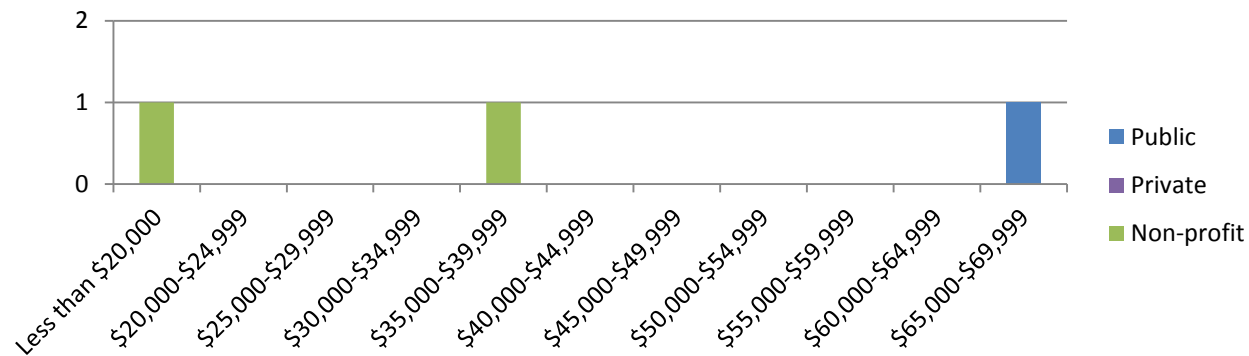
Programs, Dec. 2016-Aug. 2017

Middle East Studies

Sector Breakdown



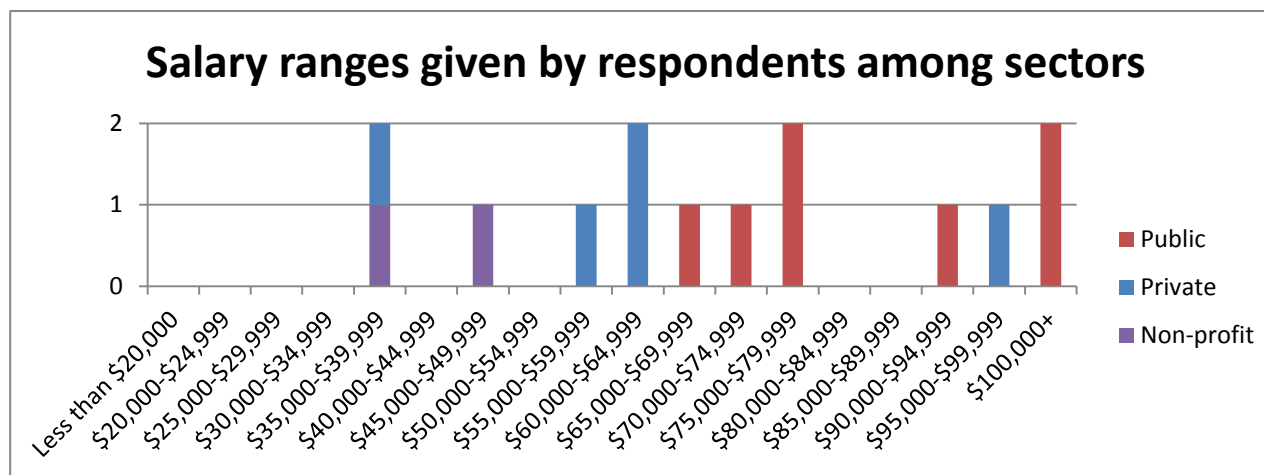
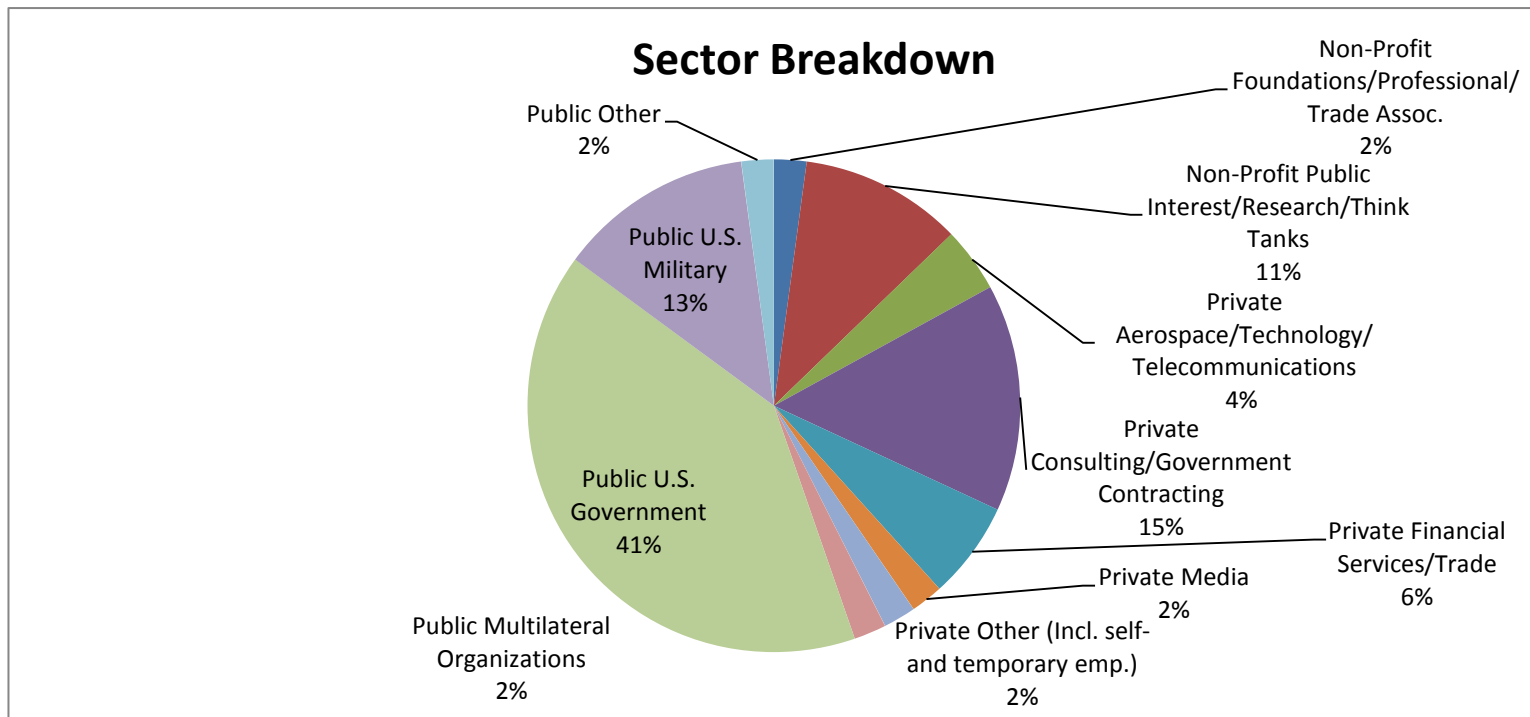
Salary ranges given by respondents among sectors



Graduate Employment Survey Report

Programs, Dec. 2016-Aug. 2017

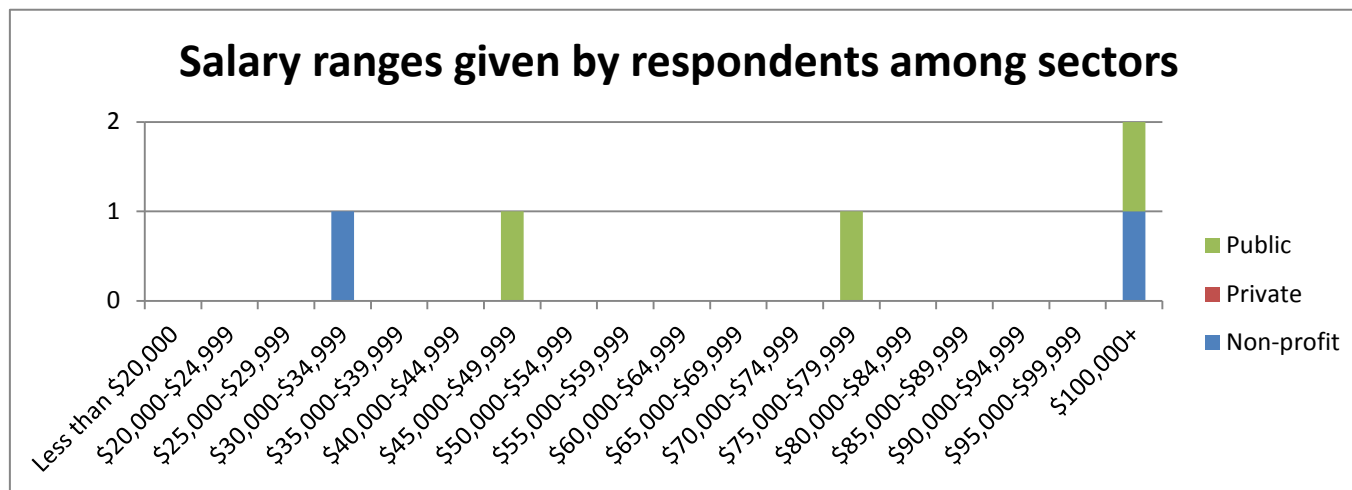
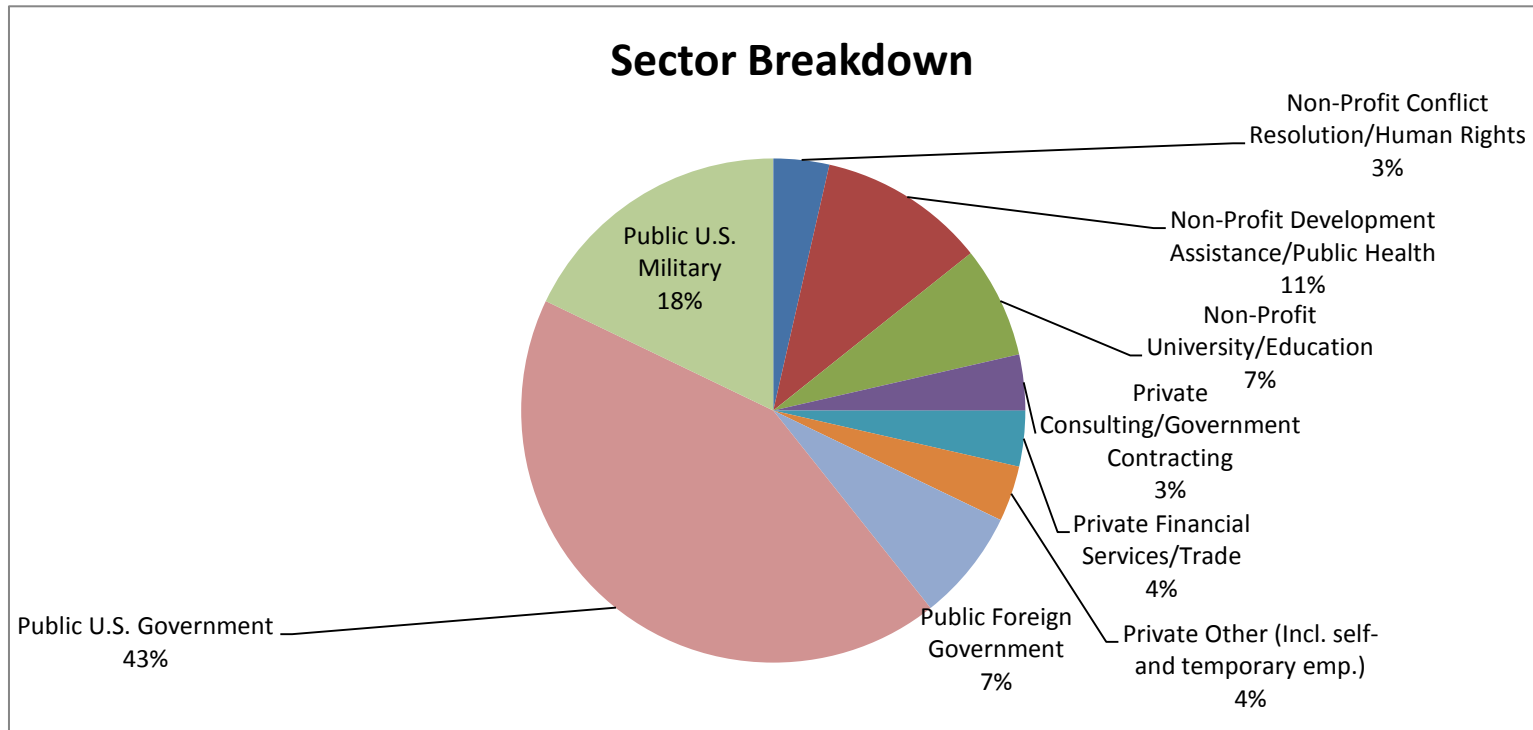
Security Policy Studies



Graduate Employment Survey Report

Programs, Dec. 2016-Aug. 2017

Master's in International Policy & Practice



Graduate Employment Survey Report

Employers, Dec. 2016-Aug. 2017

Asian Studies

Sigur Center Coordinator, The George Washington University
Research Program Analyst, Advanced Resources Technology
Program Associate, World Learning
Associate, Robert Walters Japan
Research Associate, Institute for South China Sea Studies
China Graduate Fellow, Information Technology Industry Council
Library Assistant, Council on Foreign Relations
Assistant Research Fellow, National Institute for South China Sea Studies

Global Communications

Public Affairs Specialist, U.S. Department of State
Program Assistant, Adrienne Arsht Latin America Center,
Atlantic Council
Writer/editor, OBXtek, Inc.
Research Assistant, U.S. Institute of Peace
Program Officer, U.S. Department of State
Communications Director, U.S. House of Representatives
Strategic Communications and Design Associate, Chemonics
Digital Engagement Manager, U.S. Department of State
Passport Specialist, U.S. Department of State
Public Affairs Specialist, U.S. Agency for International Development
Research Associate, Thomson Reuters
Public Affairs Associate, Friends of Cancer Research
Marketing Manager, Mintz Levin
Communications Coordinator, PeaceTech Lab
Manager for Outreach and Events, AEI
Associate Business Operation Analyst, IQVIA
Program Associate, Meridian International Center

European and Eurasian Studies

Staff Officer, U.S. Department of Defense
Legislative Correspondant, U.S. Senate
Workforce Development and ESOL Civics Instructor, Montgomery College
Student Trainee, U.S. Citizenship and Immigration Services
Legislative Correspondant, Rep. Brett Guthrie,
U.S. House of Representatives
Research Assistant, Luxembourg and Dayan Art Limited

International Affairs

Consultant, Monitoring and Evaluation, DAI
Research Consultant, The George Washington University
Judicial Law Clerk, Executive Office for Immigration Review,
U.S. Department of Justice
Management Analyst, U.S. Department of Justice
Program Coordinator, AECOM International Development
Anti-Trafficking Program Advocate, Polaris
Economist, Bureau of Economic Analysis, U.S. Department of Commerce
Project Assistant, National Democratic Institute
Marketing & Communications Manager, Atlas Network
Legislative Correspondent, U.S. House of Representatives
Office Management Specialist, E-9 Corporation
Operations Support Officer, U.S. Department of Defense
Communications Coordinator, Carnegie Endowment for International Peace
Program Associate, Security and Rights Collaborative (SRC)
Senior Program Associate, International Republican Institute
Vice President, JP Morgan & Chase
Research, Campaigns, & Communications Assistant, Amnesty International
Lecturer, University of Dhaka
Desk Officer, U.S. Department of State
Senior Consultant, Booz Allen Hamilton
Political Risk Analyst, Latin America team, Kroll
Administrative Assistant, The American Health Care Association

Graduate Employment Survey Report

Employers, Dec. 2016-Aug. 2017

International Affairs cont'd

Management and Program Analyst, Office of the Inspector General,
U.S. Postal Service
Assistant Manager, Crumbs & Whiskers
Journalist, Chinese Central Television
Project Management Associate, Chemonics International
Management and Program Analyst (International Relations Specialist),
U.S. Customs and Border Protection
Foreign Service Officer, U.S. Department of State
Intelligence Analyst, Federal Bureau of Investigation
Business Development Associate, POLITICO
Senior Legislative Officer, U.S. Agency for International Development
Development Assistant Specialist, U.S. Agency for
International Development
Academic and Residential Property Manager,
The George Washington University
Intelligence Specialist, AIG
Governmental Affairs Coordinator, Meyers and Associates
Program Assistant for the Latin America Region,
National Democratic Institute
Research Fellow, Institute for Foreign Policy and Strategic Studies
Program Management Associate, IBI
Coordinating Security Specialist, International SOS and Control Risks
Foreign Service Officer, U.S. Department of State
Program Associate, Community Action Partnership
Research Analyst, The National Association of Corporate Directors
Project Management Associate, Chemonics International Inc.
Program Associate, InterAction
Research Assistant, The Middle East Institute
Program Associate, U.S. Conference of Catholic Bishops
Senior Consultant, Deloitte
Sales Manager, Apple
Analyst, Protagonist Technology
Digital Content Coordinator, Sasakawa Peace Foundation USA
Analyst, Defense Intelligence Agency

International Affairs cont'd

Program Assistant, Foundation and Institutional Giving, Atlantic Council
Staff Action Officer, U.S. Department of Defense
Program Assistant, National Fund for Workforce Solutions
Consultant, World Bank
Senior Program Assistant, National Democratic Institute
Assistant Director, South Asia Center, Atlantic Council
Staff Assistant, U.S. House of Representatives
Research Support Specialist, Kroll Associates Inc
Research Associate, KRC Research
Revenue Manager, Sister Cities International
Mission Analyst, Science and Technology Directorate,
U.S. Department of Homeland Security
Monitoring & Evaluation Specialist, PeacePlayers International
Client Relationship Manager, barre3
Project Assistant, Cyber Statecraft Initiative, Brent Scowcroft
Center on International Security, Atlantic Council
Grants Officer, National Endowment for Democracy
Geographer, U.S. Geological Survey
System Engineer, Linkware
Proposal Coordinator, AECOM International Development
Functional Analyst, The RSR Company
Executive Assistant to President, World Cocoa Foundation
Research Assistant, WWF
Analyst, U.S. Department of Defense
Program Officer, Civil Society and Peacebuilding, FHI 360
Executive Assistant, The George Washington University
Peace, Security & Governance Consultant, UNWomen
East Asia Political Risks Analyst, Global Risk Insights
Program Assistant, Center for International Private Enterprise
Project Assistant, National Democratic Institute
Associate, CT Strategies
Creative Director, Digi Outdoor Media
Content Editor/Writer, National Council of La Raza

Graduate Employment Survey Report

Employers, Dec. 2016-Aug. 2017

International Affairs cont'd

Consultant, International Finance Corporation
Program Analyst, National Science Foundation
Program Assistant, AMIDEAST
Research Assistant, Ploughshares Fund
Faculty Personnel Specialist, The George Washington University
Branch Chief, U.S. Department of State
Assistant Analyst, Forcier Consulting
Database Associate, Council on Foundations
Research Associate, Exiger
Program Assistant, The Foreign Service Institute,
U.S. Department of State
International Services Specialist, SLAC National Accelerator Lab
Senior Consultant, Cognizant

International Development Studies

Researcher, Embassy of South Korea
Consultant, World Bank Group
Manager, Interactive Research and Development
Project Manager, Management Systems International
Consultant, Nanubhai Education Foundation
Short Term Consultant, World Bank Group
Communications Specialist, Millenium Challenge Corporation
Global Health: Reg Bus Unit Assistant, Chemonics
P2P Legal Fellow, Food & Water Watch
Senior Coordinator, Government Relations, Save the Children
Research Consultant, World Bank Group
Associate, New Business Development, Counterpart International
Project Coordinator, U.S. Antarctic Program
Business Development Associate, Training Resources Group, Inc.
Humanitarian Response Coordinator, Save the Children
Education Data Specialist, U.S. Agency for International Development

International Development Studies cont'd

Foreign Service Officer, U.S. State Department
Compliance Manager, Chemonics
Policy and Advocacy Manger, InterAction
Development Coordinator, IREX
Undergraduate Admissions Processing Lead,
The George Washington University
Assistant to Executive Board, Biesterfeld Group
Academic Advisor, Cultural Division, Embassy of the State of Kuwait
Development Assistant, Defense Intelligence Agency
Project Manager, Global Environment and Technology Foundation
Web Development Consultant, International Bank for
Reconstruction and Development
Knowledge Management Specialist, USAID-Office of
Foreign Disaster Assistance
Deputy Supervisor, The George Washington University
Program Administrator, Institute for Korean Studies,
The George Washington University
Development Associate-Global Health Unit,
Cardno International Development
Consultant, Social Impact
Global Corporate Affairs RISE Participant, SAP

International Science and Technology Policy

Senior Consultant, Booz Allen Hamilton
Associate Program Officer, Space Studies Board
Administrative Assistant, Idaho National Laboratory
National Security Analyst, SCIC
Resource Analyst, NASA
Program Officer, Nuclear Threat Initiative
Assistant Manager, SKY Perfect JSAT Corporation
Associate, Booz Allen Hamilton
Project Delivery Senior Analyst, Deloitte

Graduate Employment Survey Report

Employers, Dec. 2016-Aug. 2017

International Science and Technology Policy cont'd

Government Affairs, Consumer Technology Association
Compliance Auditor, Westgate Resorts

International Trade and Investment Policy

Analyst, World Bank Group
Senior Analyst, Econ One Research
Shipbroker; Simpson, Spence, and Young
Trade Analyst, China Policy
Analyst, Kroll
International Trade Analyst, U.S. International Trade Commission
Senior Risk Analyst, Banco Santander
Senior Project Coordinator, The Brookings Institution
Associate Analyst, Econ One
Program Evaluation Manager, U.S. Trade and
Development Agency
IT Procurement and Project Specialist, The Brookings Institution
Associate, Nathan Associates Inc.

Latin American and Hemispheric Studies

Program Specialist, Johns Hopkins University
Adoptions Country Officer, U.S. Department of State
Staff Assistant, Nisga'a Data Systems

Master of International Policy and Practice

Program Manager, U.S. Navy
Grants Officer, U.S. Department of State
Civil-Military Planner, NATO Land Forces Command

Master of International Policy and Practice cont'd

Assistant Vice President of Global Economic Sanctions, Bank of America
Political Officer, Embassy of Egypt
GPRA Data Management Specialist, U.S. Department of the Interior
Strategic Planner, U.S. Department of Defense
Project Manager and Lead Author, Reproductive Health Systems Coalition
Program Officer, Testing, AMIDEAST
Counselor, Embassy of Kenya
Business development coordinator, The QED Group
Program Associate, PATH
Director of Federal and International Relations,
The George Washington University
East Africa Regional Lead, Bureau of Conflict and Stabilization Operations,
U.S. Department of State
Foreign Service Officer, U.S. Department of State
Analyst, Defense Intelligence Agency
Team Leader Afghanistan and Pakistan, U.S. Agency for
International Development
Programs Director, Mama Hope
Co-Owner, The Full Dress LLC
Program Coordinator, Women Enabled International
Lieutenant Commander, U.S. Navy

Middle East Studies

Middle East Fellow, Young Professionals in Foreign Policy
Risk Governance Associate, JP Morgan & Co
Research Assistant, The Washington Institute for Near East Policy
Research Assistant, The Yemen Peace Project
Middle East Security Manager, U.S. Department of State
Research Assistant, Woodrow Wilson Center
Researcher, TD International
Boren Fellow, Institute of International Education

Graduate Employment Survey Report

Employers, Dec. 2016-Aug. 2017

Security Policy Studies

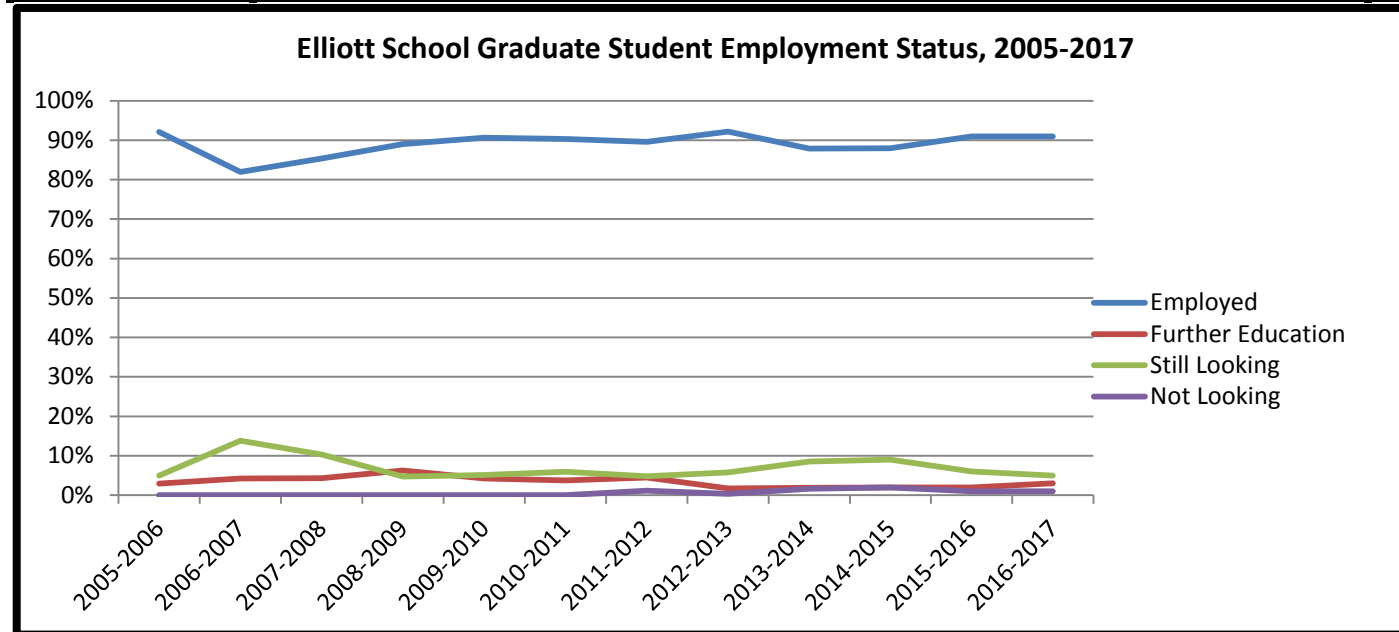
Program Associate, Creative Associates
Foreign Area Officer, U.S. Department of State
Faculty Advisor, Envision Experience
Standard Missile Requirements Officer, Whitney, Bradley, and Brown
Energy Procurement Analyst, JBS
Analyst, Office of the Director of National Intelligence
Consultant, Capgemini Government Solutions
Associate, Diligence
Legislative Director, Innovative Federal Strategies
Stabilization Operations Officer, Bureau of Conflict and
Stabilization Operations, U.S. Department of State
Senior Consultant, APCO Worldwide
Business Analyst, Interos Solutions
Operations Associate, Lepton Global Solutions, LLC
Researcher, TD International
Background Investigator, CSRA
Senior Political and Military Analyst, U.S. Department of Defense
Information Technology Analyst, Federal Reserve Board
Research Assistant, NATO Parliamentary Assembly
Staff Assistant, U.S. Department of State
Analyst, U.S. Department of Defense
Program Manager, Korea Economic Institute
Associate, The Asia Group
Program Analyst, U.S. Department of Homeland Security
Special Agent, U.S. Department of State
Project Assistant, Asia Security Initiative, Atlantic Council

Security Policy Studies cont'd

Research Assistant, National Consortium for the Study of Terrorism and
Responses to Terrorism
Staff Operations Specialist, Federal Bureau of Investigation
Foreign Service Officer, Political, U.S. Department of State
Program Specialist for Central Asia, U.S. Agency for
International Development

Graduate Employment Survey Report

Select Employment Data, 2005-2017								
Employment Totals	2005-2006		2006-2007		2007-2008		2008-2009	
	# of Responses	Percentage	# of Responses	Percentage	# of Responses	Percentage	# of Responses	Percentage
Employed	212	93%	222	92%	213	82%	256	85%
Further Education	7	3%	7	3%	11	4%	13	5%
Still Looking	10	4%	12	5%	36	14%	31	10%
Employment Totals	2009-2010		2010-2011		2011-2012		2012-2013	
	# of Responses	Percentage	# of Responses	Percentage	# of Responses	Percentage	# of Responses	Percentage
Employed	283	89%	319	91%	288	90%	300	90%
Further Education	20	6%	15	4%	12	4%	15	4%
Still Looking	15	5%	18	5%	19	6%	16	5%
Not Looking	N/A	N/A	N/A	N/A	N/A	N/A	4	1%
Employment Totals	2013-2014		2014-2015		2015-2016		2016-2017	
	# of Responses	Percentage	# of Responses	Percentage	# of Responses	Percentage	# of Responses	Percentage
Employed	272	91%	370	88%	294	91%	319	91%
Further Education	5	2%	8	2%	8	2%	9	3%
Still Looking	17	6%	36	9%	18	6%	19	5%
Not Looking	1	<1%	7	2%	4	1%	4	1%



Graduate Employment Survey Report

	Employed	Further Education	Still Looking	Not Looking
2005-2006	212	7	10	
2006-2007	222	7	12	
2007-2008	213	11	36	
2008-2009	256	13	31	
2009-2010	283	20	15	
2010-2011	319	15	18	
2011-2012	288	12	19	
2012-2013	300	15	16	4
2013-2014	272	5	17	1
2014-2015	370	8	36	7
2015-2016	294	8	18	4
2016-2017	319	9	19	4

	Employed	Further Education	Still Looking	Not Looking
2005-2006	92%	3%	5%	0%
2006-2007	82%	4%	14%	0%
2007-2008	85%	4%	10%	0%
2008-2009	89%	6%	5%	0%
2009-2010	91%	4%	5%	0%
2010-2011	90%	4%	6%	0%
2011-2012	90%	4%	5%	1%
2012-2013	92%	2%	6%	0%
2013-2014	88%	2%	9%	2%
2014-2015	88%	2%	9%	2%
2015-2016	91%	2%	6%	1%
2016-2017	91%	3%	5%	1%

Select Employment Data, 2008-2016									
	2008-2009			2009-2010			2010-2011		
Graduation Totals	# of Grads	Percentage		# of Grads	Percentage		# of Grads	Percentage	
Total # of Graduates	320	100%		341	100%		362	100%	
Non-Responses	20	6%		23	7%		10	3%	
Responses	300	94%		318	93%		352	97%	
Employment Totals	# of Responses	Percentage		# of Responses	Percentage		# of Responses	Percentage	
Employed	256	86%		283	89%		319	91%	
Further Education	13	4%		20	6%		15	4%	
Still Looking	31	10%		15	5%		18	5%	
Employment Sector	# of Grads	Percentage	Avg. Salary	# of Grads	Percentage	Avg. Salary	# of Grads	Percentage	Avg. Salary
Non-Profit	81	32%	\$37,000-\$47,000	85	30%	\$39,000-\$52,000	114	36%	\$40,000-\$50,000
Private	63	25%	\$61,000-\$71,000	69	24%	\$55,000-\$67,000	90	28%	\$57,000-\$67,000
Public	110	43%	\$54,000-\$64,000	129	46%	\$53,000-\$69,000	114	36%	\$50,000-\$60,000
Not Specified									
Years of Experience	# of Grads	Percentage		# of Grads	Percentage		# of Grads	Percentage	
None	65	22%		103	32%		60	17%	
1 to 3 Years	139	46%		144	45%		180	51%	
4 to 6 Years	45	15%		45	14%		75	21%	
7 to 10 Years	29	10%		16	5%		24	7%	
11 to 15 Years	12	4%		5	2%		5	1%	
More than 16 years	10	3%		5	2%		8	2%	

	2011-2012			2012-2013			2013-2014		
Graduation Totals	# of Grads	Percentage		# of Grads	Percentage		# of Grads	Percentage	
Total # of Graduates	346	100%		358	100%		320	100%	
Non-Responses	25	7%		23	6%		25	8%	
Responses	321	93%		335	94%		295	92%	
Employment Totals	# of Responses	Percentage		# of Responses	Percentage		# of Responses	Percentage	
Employed	288	90%		300	90%		272	92%	
Further Education	12	4%		15	4%		5	2%	
Still Looking	19	6%		16	5%		17	6%	
Not Looking				4	1%		1	0%	
Employment Sector	# of Grads	Percentage	Avg. Salary	# of Grads	Percentage	Avg. Salary	# of Grads	Percentage	Avg. Salary
Non-Profit	98	34%	\$38,000-\$48,000	103	34%	\$41,000-\$51,000	81	30%	\$38,000-\$48,000
Private	89	31%	\$58,000-\$68,000	95	32%	\$54,000-\$64,000	91	33%	\$55,000-\$65,000
Public	101	35%	\$56,000-\$66,000	102	34%	\$57,000-\$67,000	100	37%	\$56,000-\$66,000
Years of Experience	# of Grads	Percentage		# of Grads	Percentage		# of Grads	Percentage	
None	63	20%		53	16%		49	17%	
1 to 3 Years	155	48%		192	57%		142	48%	
4 to 6 Years	67	21%		62	19%		64	22%	
7 to 10 Years	26	8%		17	5%		26	9%	
11 to 15 Years	7	2%		8	2%		10	3%	
More than 16 years	3	1%		3	1%		4	1%	

	2014-2015			2015-2016			2016-2017		
Graduation Totals	# of Grads	Percentage		# of Grads	Percentage		# of Grads	Percentage	
Total # of Graduates	444	100%		338	100%		360	100%	
Non-Responses	23	5%		14	4%		7	2%	
Responses	421	95%		324	96%		351	98%	
Employment Totals	# of Responses	Percentage		# of Responses	Percentage		# of Responses	Percentage	
Employed	370	83%		294	91%		319	91%	
Further Education	8	2%		8	2%		9	3%	
Still Looking	37	8%		18	6%		19	5%	
Not Looking	6	1%		4	1%		4	1%	
Employment Sector	# of Grads	Percentage	Avg. Salary	# of Grads	Percentage	Avg. Salary	# of Grads	Percentage	
Non-Profit	127	34%	\$36,000-\$46,000	81	28%	\$43,000-\$53,000	99	31%	
Private	122	33%	\$54,000-\$64,000	80	27%	\$54,000-\$64,000	90	28%	
Public	119	32%	\$56,000-\$66,000	116	39%	\$58,000-\$68,000	124	39%	
Unspecified	2	1%	N/A	17	6%	N/A	6	2%	
Years of Experience	# of Grads	Percentage*		# of Grads	Percentage		# of Grads	Percentage	
None	131	30%		67	26%		74	23%	
1 to 3 Years	160	36%		126	49%		167	53%	
4 to 6 Years	46	10%		48	19%		49	15%	
7 to 10 Years	19	4%		9	3%		18	6%	
11 to 15 Years	3	1%		7	3%		7	2%	
More than 16 years	4	1%		2	1%		3	1%	