

How to Access Degree Map

Presented by the Elliott School of International Affairs

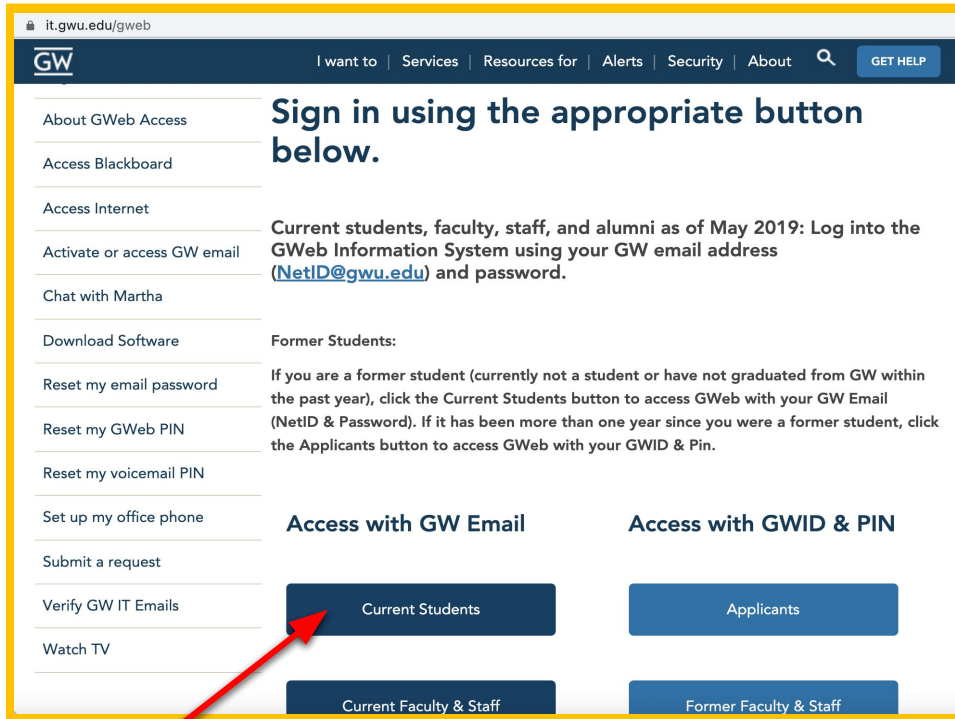
Questions? Email us at esiagss@email.gwu.edu or call us at (202) 994-3788

What is Degree Map?

- Online advising and auditing system to display the requirements for each students' program of study and apply the individual student's academic history according to those requirements
- Can include in-progress courses to show how current enrollment will apply to requirements
- Students can visit their advisor to run "What If..." audits to apply their current academic history to a different set of degree or certificate requirements
- Tool to monitor and track progress toward completion



How to Access Degree Map



The screenshot shows the GW GWeb portal at it.gwu.edu/gweb. The page has a dark blue header with the GW logo and navigation links: "I want to", "Services", "Resources for", "Alerts", "Security", "About", and a "GET HELP" button. On the left is a sidebar with links: "About GWeb Access", "Access Blackboard", "Access Internet", "Activate or access GW email", "Chat with Martha", "Download Software", "Reset my email password", "Reset my GWeb PIN", "Reset my voicemail PIN", "Set up my office phone", "Submit a request", "Verify GW IT Emails", and "Watch TV". The main content area has a heading "Sign in using the appropriate button below." followed by instructions for current students, faculty, staff, and alumni (as of May 2019) to log into the GWeb Information System using their GW email address (NetID@gwu.edu) and password. Below this, there is a section for "Former Students" with instructions on how to log in based on their status. At the bottom, there are four buttons: "Current Students", "Applicants", "Current Faculty & Staff", and "Former Faculty & Staff". A red arrow points to the "Current Students" button.

it.gwu.edu/gweb

GW I want to | Services | Resources for | Alerts | Security | About GET HELP

About GWeb Access
Access Blackboard
Access Internet
Activate or access GW email
Chat with Martha
Download Software
Reset my email password
Reset my GWeb PIN
Reset my voicemail PIN
Set up my office phone
Submit a request
Verify GW IT Emails
Watch TV

Sign in using the appropriate button below.

Current students, faculty, staff, and alumni as of May 2019: Log into the GWeb Information System using your GW email address (NetID@gwu.edu) and password.

Former Students:

If you are a former student (currently not a student or have not graduated from GW within the past year), click the Current Students button to access GWeb with your GW Email (NetID & Password). If it has been more than one year since you were a former student, click the Applicants button to access GWeb with your GWID & Pin.

Access with GW Email **Access with GWID & PIN**

Current Students Applicants

Current Faculty & Staff Former Faculty & Staff

- Navigate to GWeb at it.gwu.edu/gweb
- Click on **Current Students** to log in with your GW Email credentials

Search

Main Menu

Student Records and Registration

- Registration Menu
- Student Records Information Menu
- Student Accounts Menu
- Admissions
- Veteran Menu

Financial Aid Menu

- My Cost of Attendance
- My Eligibility
- My Award Information
- E-Mail GW's Office of Student Financial Assistance
- E-Mail GW Law School Financial Aid Office
- My Federal Work Study Information

Employee Information Menu

- Retirement Benefits
- Benefits and Deductions
- Pay Information
- Tax Forms
- Current and Past Jobs
- TaskStream
- Conflict of Interest Reporting

Personal Information Menu

- On-Site/Off-Site Status
- View Addresses and Phones
- Update Addresses and Phones
- View Emergency Contacts
- Update Emergency Contacts
- View E-mail Address(es)
- Update E-mail Address(es)
- Change PIN

GW Alert Login Portal

RELEASE: 8.9.1G

Click on
"Student
Records and
Registration"

Search



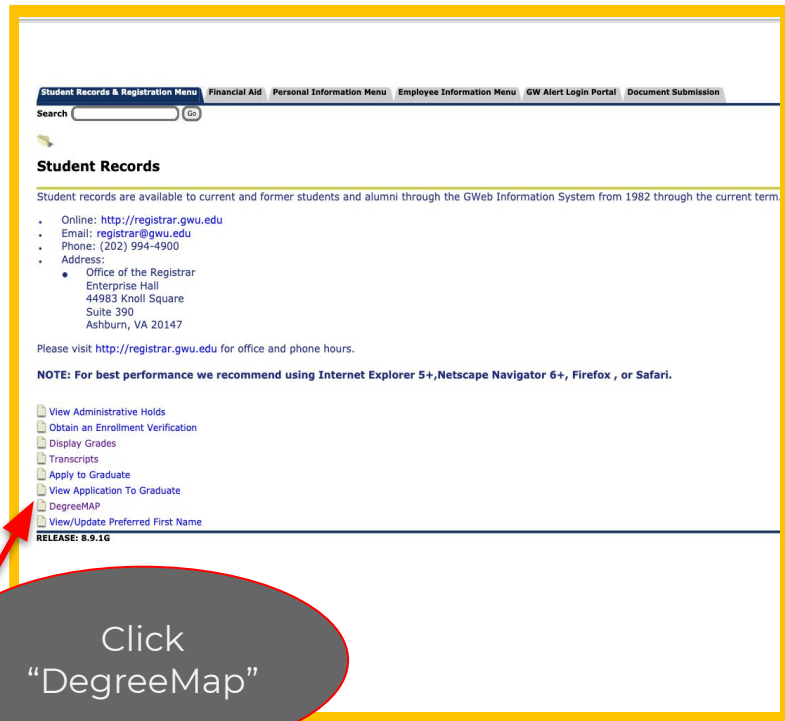
Student Records & Registration Menu

- Registration Menu
- Student Records Information Menu
- Student Accounts Menu**
- Admissions
- Veteran Menu

RELEASE: 8.9.1G

Click on
"Student
Records
Information
Menu"

Launch Degree Map from GWeb



Student Records & Registration Menu Financial Aid Personal Information Menu Employee Information Menu GW Alert Login Portal Document Submission

Search Go

Student Records

Student records are available to current and former students and alumni through the GWeb Information System from 1982 through the current term.

- Online: <http://registrar.gwu.edu>
- Email: registrar@gwu.edu
- Phone: (202) 994-4900
- Address:
 - Office of the Registrar
Enterprise Hall
44983 Knoll Square
Suite 390
Ashburn, VA 20147

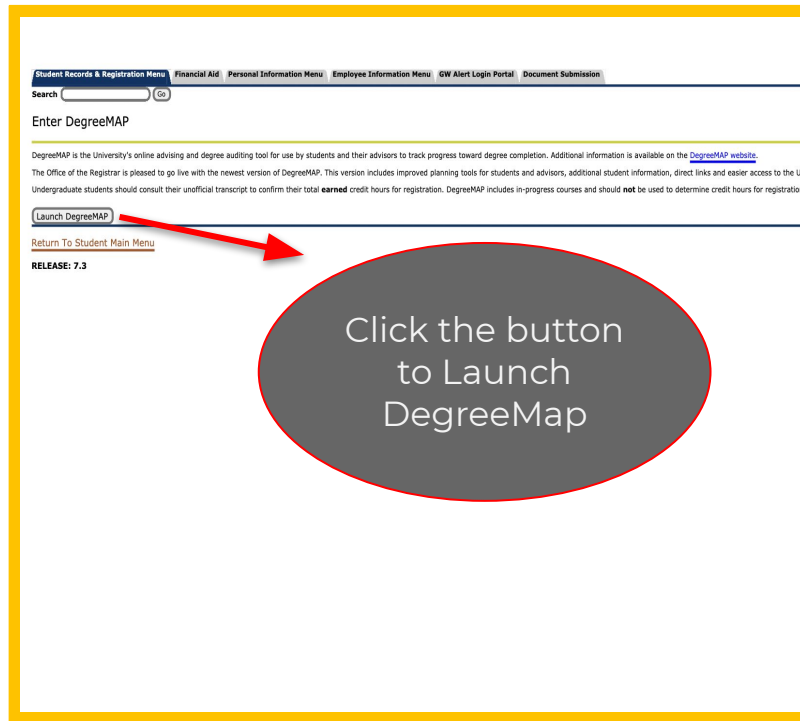
Please visit <http://registrar.gwu.edu> for office and phone hours.

NOTE: For best performance we recommend using Internet Explorer 5+, Netscape Navigator 6+, Firefox, or Safari.

- ☐ View Administrative Holds
- ☐ Obtain an Enrollment Verification
- ☐ Display Grades
- ☐ Transcripts
- ☐ Apply to Graduate
- ☐ View Application To Graduate
- ☐ DegreeMAP
- ☐ View/Update Preferred First Name

RELEASE: 8.9.1G

Click
"DegreeMap"



Student Records & Registration Menu Financial Aid Personal Information Menu Employee Information Menu GW Alert Login Portal Document Submission

Search Go

Enter DegreeMAP

DegreeMAP is the University's online advising and degree auditing tool for use by students and their advisors to track progress toward degree completion. Additional information is available on the [DegreeMAP website](#).

The Office of the Registrar is pleased to go live with the newest version of DegreeMAP. This version includes improved planning tools for students and advisors, additional student information, direct links and easier access to the U... Undergraduate students should consult their unofficial transcript to confirm their total **earned** credit hours for registration. DegreeMAP includes in-progress courses and should **not** be used to determine credit hours for registration.

Launch DegreeMAP

[Return To Student Main Menu](#)


RELEASE: 7.3



Click the button
to Launch
DegreeMap

View current degree standing




View degree progress and current GPA

View credits required for degree

WORKSHEETSPLANSLINKS



Worksheets



Data refreshed 1/29/2021 2:39 AM

Student ID

Name

Degree
Bachelor of Business Administration - 51

Level 01 - Undergraduate Class Level 02 Sophomore Major Pre-Business Administration - 007 Minor International Affairs - 125 College School of Business - 26

Academic Standing Good Standing - 00 Time Status Full-time

[Academic](#) What-If

View historic audit

Format
Student View

Degree progress

Overall GPA

58%

Requirements

58%

Credits

☒ In-progress classes ☒ Preregistered classes [Process](#)

Audit date 1/11/2021 11:24 AM

Collapse all

Bachelor of Business Administration

INCOMPLETE

Credits required: Credits applied: Academic Year: 2019-2020 GPA: :

Courses labeled (SC) are Signature Courses and must be taken at GW. Credit for repeated courses will not count toward degree requirements. Grades earned in the repeated courses will be included in the cumulative GPA.

Bachelor of Arts Degree

IN-PROGRESS

Credits required: 120 Credits applied: 155 Academic Year: 2017-2018 GPA: 3.76

- ☒ Total Credits
- ☒ Resident Credits
- ☒ Upper-Level Resident Credits
- ☒ You meet the minimum 2.0 GPA requirement.
- ☒ Writing in the Disciplines
- ☒ University General Education
- ☒ Supporting Courses in the Liberal Arts
- ☒ College Requirements
- ☐ Major Requirements
- ☐ Minor Requirements

View the checklist of
which requirements
have been fulfilled for
your degree

What-if Analysis

GW WORKSHEETS PLANS LINKS

Academic What-If

What-If Analysis

☐ Use current curriculum ☒ In-progress classes ☒ Preregistered classes

Program

Catalog year * 2020-2021 Degree * Bachelor of Arts - 06 Level * 01 - Undergraduate

Areas of study

Major * Middle East Studies - 1037 Minor Arabic Studies - 1196 College Elliott Sch of Intl Affrs - 25

Concentration Conflict & Conflict Resolution - 898

Additional areas of study

Program

Catalog year * 2019-2020 Degree * Bachelor of Business Adm... Level * 01 - Undergraduate

Areas of study

Major * Minor College

Concentration

Additional areas of study

Future classes

Subject Number Add

Reset Process

- Navigate to the **Worksheets** tab at the top
- Click on the **What-If** tab
- Here, you can fill in the required fields for your program or if you were to switch into another program to see the necessary classes and requirements to fulfill
- Click **Process**

GPA Calculator

- Navigate to the 3 dots on the right-hand side of the Degree Map main page
- Click on the **GPA Calculator** tab

The screenshot displays the GW Degree Map interface. At the top, there is a navigation bar with 'GW' logo, 'WORKSHEETS', 'PLANS', and 'LINKS'. A user profile icon and a menu icon (three horizontal lines) are on the right. Below the navigation bar, the 'Worksheets' section is visible, with a note 'Data refreshed 1/29/2021 2:39 AM'. The main content area shows a form with fields for 'Student ID', 'Name', and 'Degree' (set to 'Bachelor of Business Administration - 51'). Below these are tabs for 'Level' (01 - Undergraduate), 'Class Level' (02 Sophomore), 'Major' (Pre-Business Administration - 007), 'Minor' (International Affairs - 125), and 'College' (School of Business - 26). There are also tabs for 'Academic Standing' (Good Standing - 00) and 'Time Status' (Full-time). A red arrow points to the three-dot menu in the top right corner, which has opened to show 'GPA Calculator' and 'Class History' options. Below this, there is a section with 'Academic' and 'What-If' tabs, a 'View historic audit' button, and a 'Format' dropdown set to 'Student View'. The 'Degree progress' section shows two circular progress indicators for 'Requirements' and 'Credits', both at 58%, and an 'Overall GPA' field. To the right, there are checkboxes for 'In-progress classes' and 'Preregistered classes', and a 'Process' button. At the bottom, the 'Audit date' is 1/11/2021 11:24 AM, and a 'Collapse all' link is present. The main audit section is titled 'Bachelor of Business Administration' with an 'INCOMPLETE' status. It includes fields for 'Credits required:', 'Credits applied:', 'Academic Year: 2019-2020', and 'GPA:'. A note at the bottom states: 'Courses labeled (SC) are Signature Courses and must be taken at GW. Credit for repeated courses will not count toward degree requirements. Grades earned in the repeated courses will be included in the cumulative GPA.'

GPA Calculator

Graduation Calculator Term Calculator Advice Calculator

Enter your desired GPA at graduation to calculate the average GPA you need to maintain in your remaining terms to achieve that goal.

Current GPA*

Credits remaining *
15

Credits required *
120

Desired GPA*
3.80

Calculate

Use the GPA calculator to test how to acquire credits for desired GPA

Use the Graduation Calculator to see how many credits required for desired GPA by graduation date

GPA Calculator

Graduation Calculator Term Calculator Advice Calculator

To achieve your desired GPA, you would need to average higher than a 4.0. You would need to average a 4.08

Current GPA	
Credits remaining	15
Credits required	120
Desired GPA	3.80

Recalculate

Overall GPA

GPA Calculator

Graduation Calculator **Term Calculator** Advice Calculator

Enter the grades you expect to earn for your in-progress classes to calculate your GPA at the end of this term.

Add Course

Course * ARAB 3311	Credits * 3	Grade * ▼	🗑️
Course * HIST 3825	Credits * 3	Grade * ▼	🗑️
Course * IAFF 3195	Credits * 3	Grade * ▼	🗑️

Calculate

Use the Term Calculator to test how getting certain grades in current classes based on credits would affect GPA

GPA Calculator

Graduation Calculator **Term Calculator** Advice Calculator

Calculated GPA

By achieving the grades listed here, your GPA at the end of the term will be 3.78

Current GPA

Credits earned 155

Course	Credits	Grade
ARAB 3311	3	
HIST 3825	3	
IAFF 3195	3	
IAFF 6378	3	
REL 3475	3	

Recalculate

GPA Calculator



Graduation Calculator

Term Calculator

Advice Calculator

Enter your desired GPA at graduation to see the grades you need to earn to achieve that goal.

Current GPA *

Credits earned *
155

Desired GPA *
3.80

Calculate

Use the Advice
Calculator to see the
requirements to
achieve your desired
GPA

GPA Calculator



Graduation Calculator

Term Calculator

Advice Calculator

To achieve your desired GPA, you need one of the following:

32 credits at 4.0 (A) grade average

Note: Results that would require you to take more than 150 credits have been omitted.

Current GPA

Credits earned

Desired GPA

155

3.80

Recalculate