

Elliott School of  
International Affairs

---

THE GEORGE WASHINGTON UNIVERSITY

---

**Graduate Student Services  
Elliott School of International Affairs  
The George Washington University**

**December 2018 - August 2019  
Graduate Employment Survey Report**

<b>Table of Contents</b>	<b>Page</b>
<b>Aggregate Graduate Employment Data</b>	<a href="#">1</a>
<b>Graduate Employment Data by Degree</b>	<a href="#">2</a>
<b>Graduate Employment Data by Program</b>	<a href="#">3</a>
<b>Aggregate Employment Charts</b>	<a href="#">4-6</a>
<b>Aggregate Salary Chart</b>	<a href="#">7</a>
<b>Salary by Sector Chart</b>	<a href="#">8</a>
<b>Program specific data</b>	
<b>International Affairs</b>	<a href="#">9-13</a>
<b>Asian Studies</b>	<a href="#">14</a>
<b>European &amp; Eurasian Studies</b>	<a href="#">15</a>
<b>Global Communication</b>	<a href="#">16-17</a>
<b>International Development Studies</b>	<a href="#">18-19</a>
<b>International Science &amp; Technology Policy</b>	<a href="#">20</a>
<b>International Trade &amp; Investment Policy</b>	<a href="#">21</a>
<b>Latin America &amp; Hemispheric Studies</b>	<a href="#">22</a>
<b>Middle East Studies</b>	<a href="#">23</a>
<b>Security Policy Studies</b>	<a href="#">24-25</a>
<b>Master's in International Policy &amp; Practice</b>	<a href="#">26-27</a>
<b>Select Employment Data, 2013-2019</b>	<a href="#">28-30</a>
<b>Appendices</b>	
<b>Appendix A – International Affairs Graduate Student Employment Data by Concentration</b>	<a href="#">31-32</a>
<b>Appendix B – International Student Employment Information</b>	<a href="#">33</a>

# Graduate Employment Survey Report

Dec. 2018-Aug. 2019  
Aggregate Graduate Employment Data

<b>Total Graduates</b>	<b>313</b>	
<b>Responses to Survey</b>	<b>310</b>	99%
Employed	<b>285</b>	91.9%
Further Education/Research	<b>6</b>	1.9%
Currently Looking	<b>14</b>	4.5%
Not Currently Looking	<b>5</b>	1.6%

<b>Sector Breakdown</b>		
<b>Non-Profit Sector</b>	<b>68</b>	<b>100%</b>
Conflict Resolution/Human Rights	7	10.3%
Development Assistance/Public Health	21	30.9%
Foundations/Professional/Trade Assoc.	5	7.4%
Public Interest/Research/Think Tanks	19	27.9%
University/Education	10	14.7%
Other	6	8.8%

<b>Private Sector</b>	<b>90</b>	<b>100%</b>
Aerospace/Technology/Telecommunications	12	13.3%
Consulting/Government Contracting	45	50.0%
Energy/Environment	1	1.1%
Financial Services/Trade	9	10.0%
Health Care	1	1.1%
Law	4	4.4%
Media/Public Relations	6	6.7%
Other (Incl. self- and temporary emp.)	12	13.3%

<b>Public Sector</b>	<b>109</b>	<b>100%</b>
Development Assistance/Advocacy Group	1	0.9%
Foreign Government	8	7.3%
Multilateral Organizations	14	12.8%
State/Local Government	1	0.9%
U.S. Government	74	67.9%
U.S. Military	8	7.3%
Other	3	2.8%

<b>Employment by Sector</b>			
<b>Sector</b>	<b>#</b>	<b>% of Employed</b>	
Non-Profit	68	23.9%	
Private	90	31.6%	
Public	109	38.2%	
Unspecified	18	6.3%	

<b>New or Previous Job</b>		
<b>Respondents</b>	<b>96</b>	<b>100%</b>
New Job Since Graduation	84	87.5%
Returning to Previous Employer	12	12.5%

<b>Source of New Job Since Graduation</b>		
<b>Respondents</b>	<b>84</b>	<b>100%</b>
Elliott School GSS	10	11.9%
Employment/Temp Agency	1	1.2%
Fellowship (Fulbright, Boren, Bosch, etc.)	3	3.6%
Foreign Service Officer	2	2.4%
General Job/Corp Site	15	17.9%
Internship/Co-op/Volunteer	16	19.0%
Networking/Referral	15	17.9%
Social Media	1	1.2%
USAjobs.gov	11	13.1%
Other	10	11.9%

<b>Years of Work Experience Prior to Elliott School</b>		
<b>Respondents</b>	<b>211</b>	<b>100%</b>
None	70	33.2%
1 to 3 Years	97	46.0%
4 to 6 Years	32	15.2%
7 to 10 Years	10	4.7%
11 to 15 Years	1	0.5%
16+ Years	1	0.5%

### Elliott School Graduate Student Employment by Degree

Degree (n= 310)	Total	Percentage
MA	288	92.9%
MIPP	16	5.2%
MIS	1	0.3%
MA/MBA	3	1.0%
MA/MPH	0	0.0%
MA/JD	2	0.6%
Certificate Program	0	0.0%
Degree Employment Data	Total	Percentage
<b>MA</b>	288	
Non-Profit	65	22.6%
Private	84	29.2%
Public	99	34.4%
Other	17	5.9%
Further Education	5	1.7%
Currently Looking	14	4.9%
Not Currently Looking	4	1.4%
<b>Int'l Policy &amp; Practice (MIPP)</b>	16	Percentage
Non-Profit	2	12.5%
Private	2	12.5%
Public	10	62.5%
Other	1	6.3%
Not Currently Looking	1	6.3%
<b>MA/MBA</b>	3	Percentage
Non-Profit	0	0.0%
Private	3	100.0%
Public	0	0.0%
Further Education	0	0.0%
Currently Looking	0	0.0%

Degree Employment Data	Total	Percentage
<b>MIS</b>	1	
Non-Profit	0	0%
Private	0	0%
Public	0	0%
Further Education	1	100%
Currently Looking	0	0%
<b>MA/JD Program</b>	2	Percentage
Non-Profit	1	50%
Private	1	50%
Public	0	0%
Other	0	0%
Further Education	0	0%
Currently Looking	0	0%
Not Currently Looking	0	0%
<b>Certificate Program</b>	0	Percentage
Non-Profit	0	0%
Private	0	0%
Public	0	0%
Further Education	0	0%
Currently Looking	0	0%

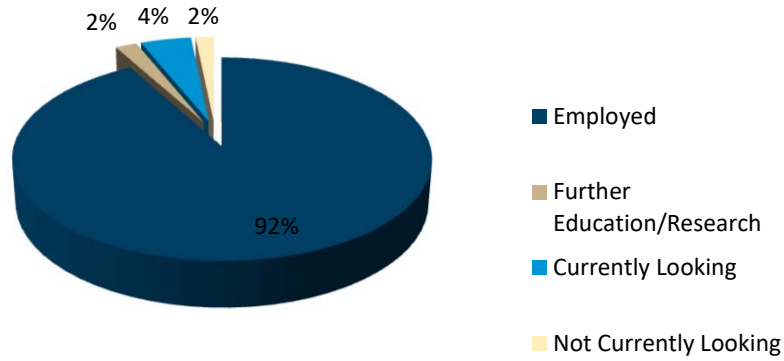
## Elliott School Graduate Student Employment by Program

<b>Program (n=310)</b>	<b>Total</b>	<b>Percentage</b>
Asian Studies	9	2.9%
European & Eurasian Studies	1	0.3%
Global Communication	10	3.2%
International Affairs	115	37.1%
Int'l Development Studies	40	12.9%
Int'l Policy & Practice (MIPP)	16	5.2%
<b>Program Employment Data</b>	<b>Total</b>	<b>Percentage</b>
<b>Asian Studies</b>	<b>9</b>	
Non-Profit	2	22.2%
Private	3	33.3%
Public	1	11.1%
Other	1	11.1%
Further Education	1	11.1%
Not Currently Looking	1	11.1%
<b>European &amp; Eurasian Studies</b>	<b>1</b>	<b>Percentage</b>
Non-Profit	0	0.0%
Private	1	100.0%
Public	0	0.0%
<b>Global Communication</b>	<b>10</b>	<b>Percentage</b>
Non-Profit	4	40.0%
Private	2	20.0%
Public	3	30.0%
Further Education	1	10.0%
<b>International Affairs</b>	<b>115</b>	<b>Percentage</b>
Non-Profit	33	28.7%
Private	29	25.2%
Public	38	33.0%
Other	6	5.2%
Further Education	2	1.7%
Currently Looking	5	4.3%
Not Currently Looking	2	1.7%
<b>Int'l Development Studies</b>	<b>40</b>	<b>Percentage</b>
Non-Profit	17	42.5%
Private	10	25.0%
Public	10	25.0%
Further Education	0	0.0%
Currently Looking	2	5.0%
Not Currently Looking	1	2.5%
<b>Int'l Policy &amp; Practice (MIPP)</b>	<b>16</b>	<b>Percentage</b>
Non-Profit	2	12.5%
Private	2	12.5%
Public	10	62.5%
Other	1	6.3%
Not Currently Looking	1	6.3%

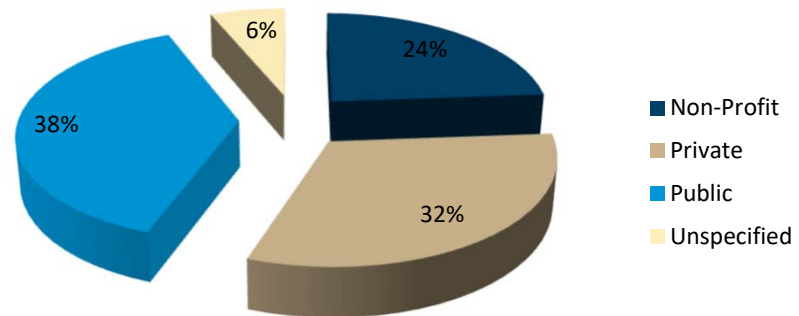
<b>Program</b>	<b>Total</b>	<b>Percentage</b>
Int'l Sci & Tech Policy	9	2.9%
Int'l Trade & Investment Policy	16	5.2%
Latin Amer. & Hem. Studies	5	1.6%
Middle East Studies	9	2.9%
Security Policy Studies	79	25.5%
International Studies	1	0.3%
<b>Program Employment Data</b>	<b>Total</b>	<b>Percentage</b>
<b>Int'l Science &amp; Tech Policy</b>	<b>9</b>	<b>Percentage</b>
Non-Profit	1	11.1%
Private	2	22.2%
Public	6	66.7%
Currently Looking	0	0.0%
Further Education	0	0.0%
<b>Int'l Trade &amp; Investment</b>	<b>16</b>	<b>Percentage</b>
Non-Profit	1	6.3%
Private	9	56.3%
Public	4	25.0%
Further Education	0	0.0%
Currently Looking	2	12.5%
<b>Latin Amer. &amp; Hem. Studies</b>	<b>5</b>	<b>Percentage</b>
Non-Profit	1	20.0%
Private	2	40.0%
Public	1	20.0%
Currently Looking	1	20.0%
<b>Middle East Studies</b>	<b>9</b>	<b>Percentage</b>
Non-Profit	2	22.2%
Private	4	44.4%
Public	2	22.2%
Other	1	11.1%
<b>Security Policy Studies</b>	<b>79</b>	<b>Percentage</b>
Non-Profit	5	6.3%
Private	26	32.9%
Public	34	43.0%
Other	9	11.4%
Further Education	1	1.3%
Currently Looking	4	5.1%
<b>International Studies</b>	<b>1</b>	<b>Percentage</b>
Non-Profit	0	0.0%
Private	0	0.0%
Public	0	0.0%
Further Education	1	100.0%

## Aggregate Employment Charts

### Employment Status

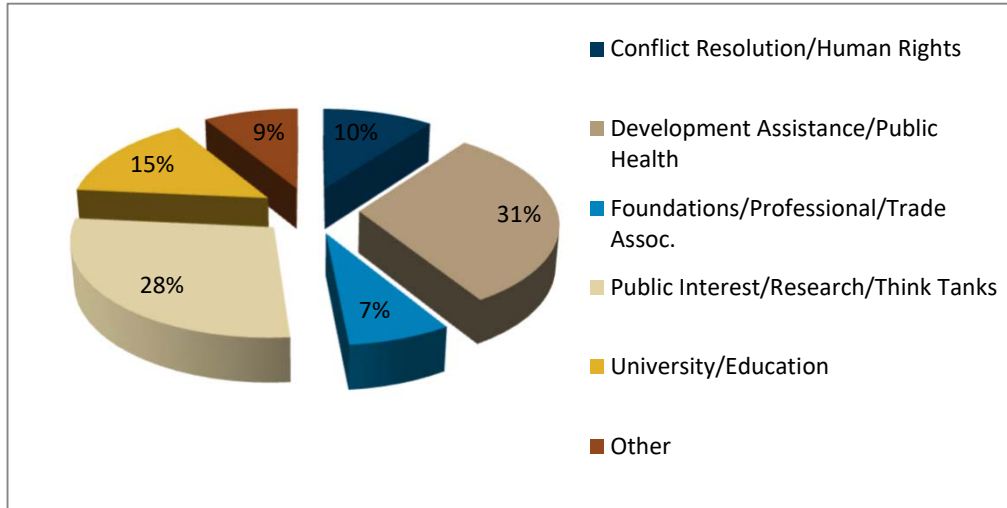


### Employment by Sector

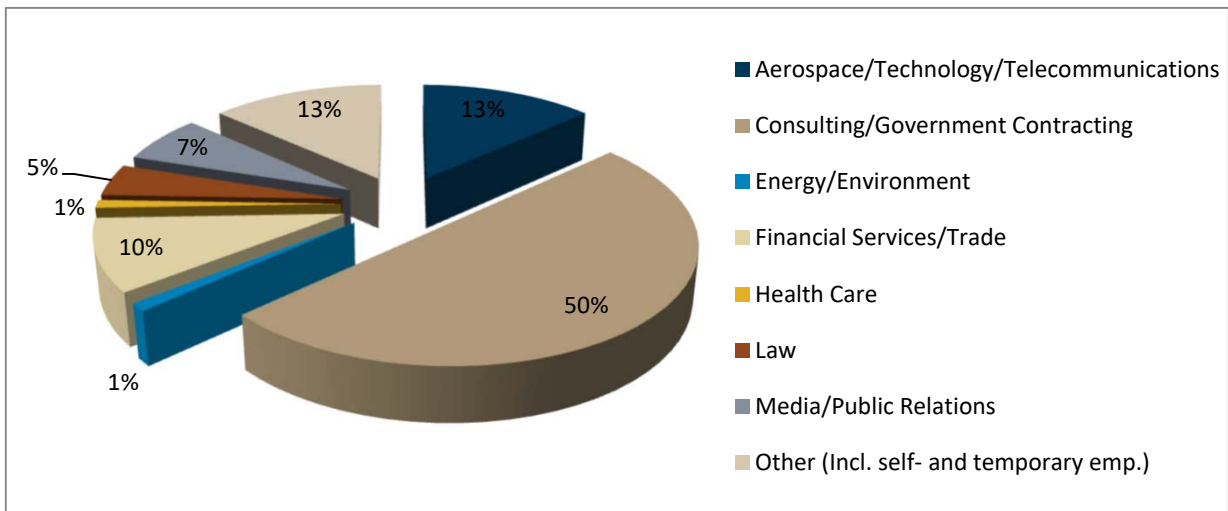


# Graduate Employment Survey Report

## Non-Profit Sector

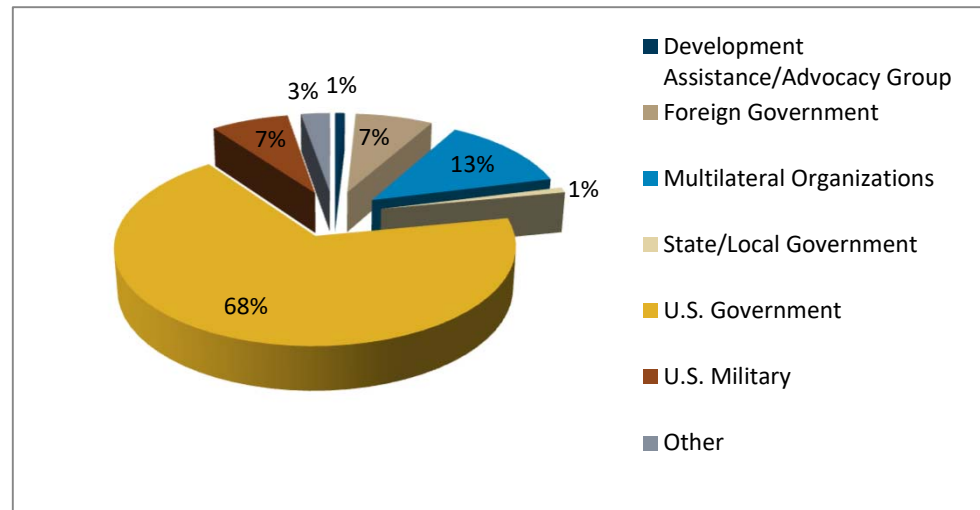


## Private Sector

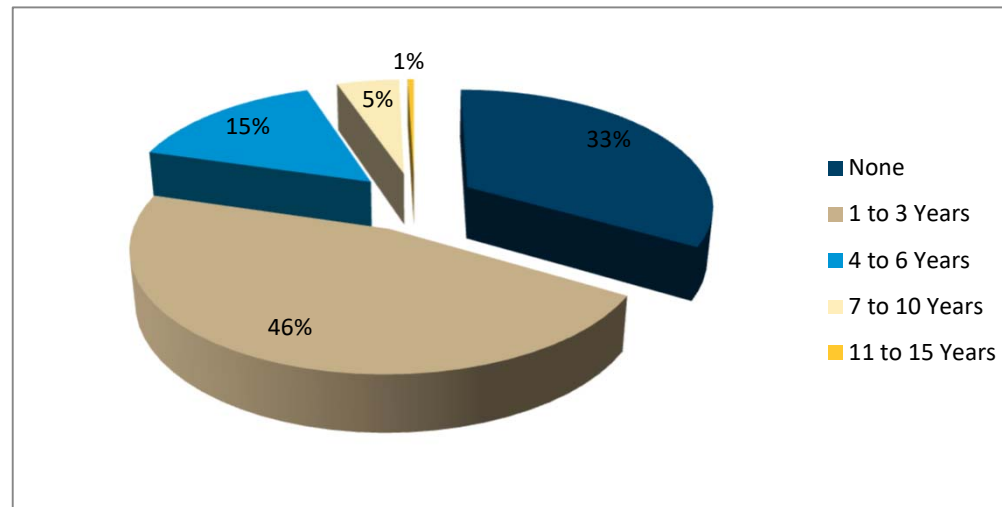


## Graduate Employment Survey Report

### Public Sector



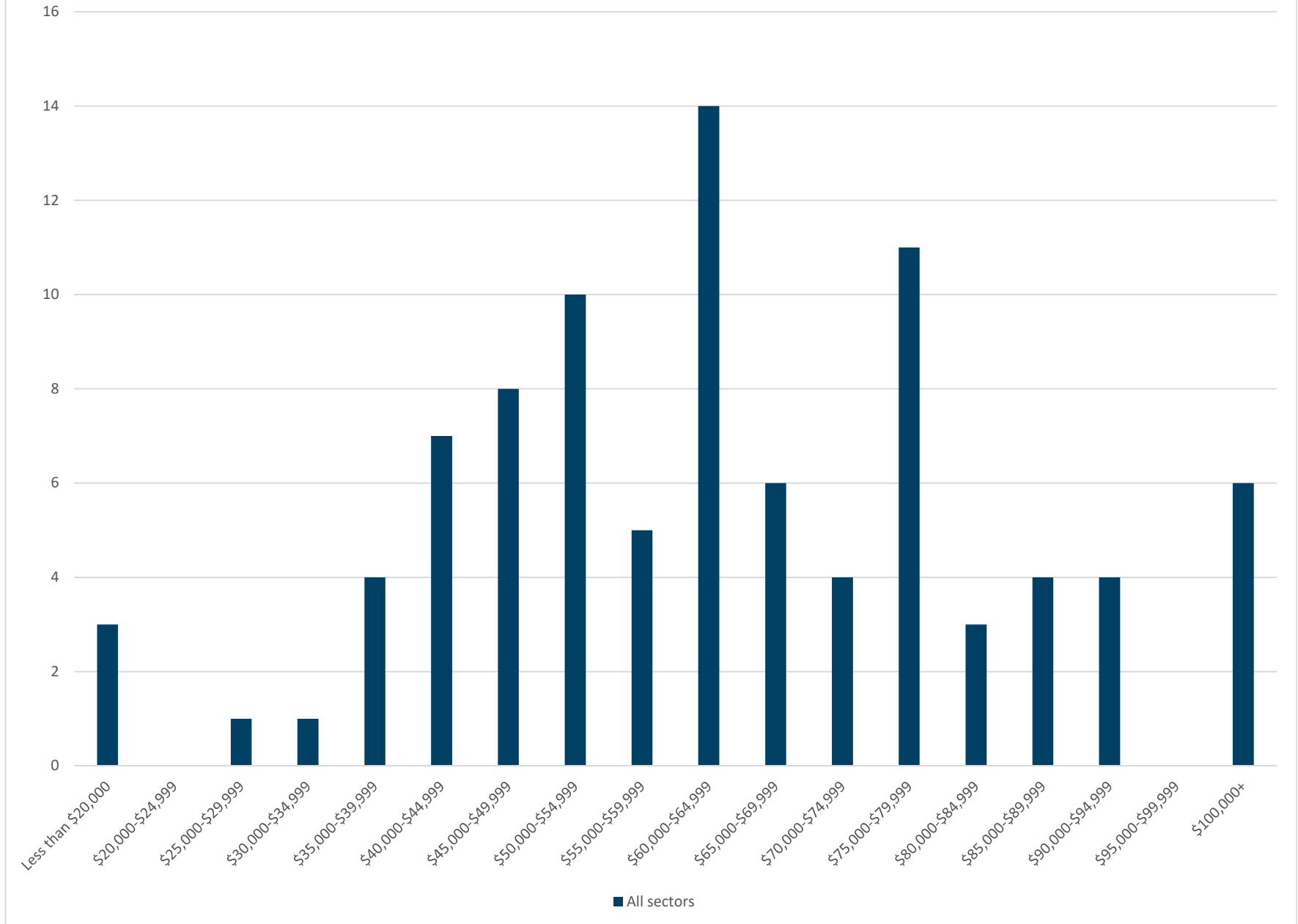
### Work Experience Prior to the Elliott School





## Graduate Employment Survey Report

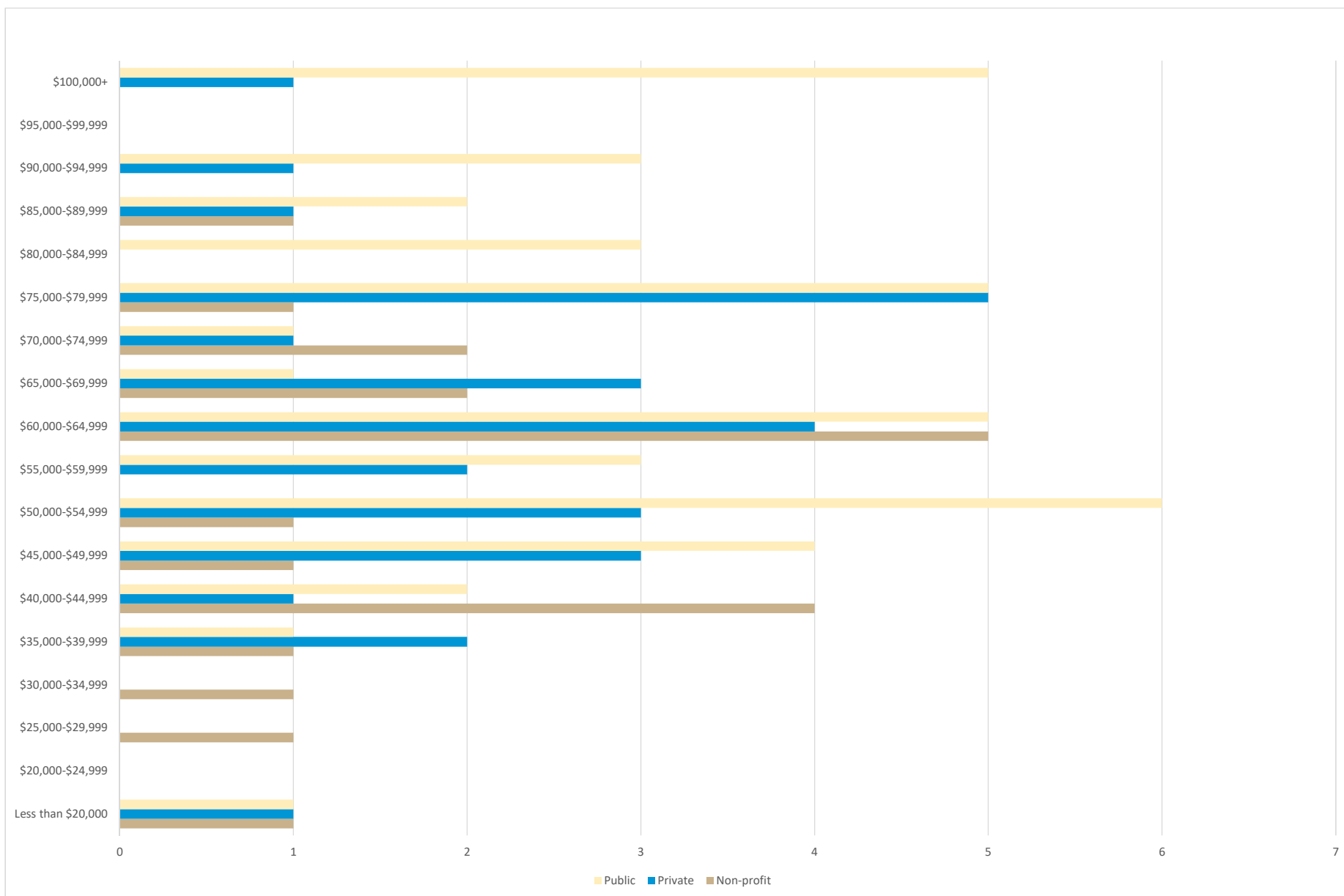
### Aggregate Salary Chart\*



\*In limited cases, salary range estimates were determined according to online position standard listed on [glassdoor.com](https://www.glassdoor.com). 7

# Graduate Employment Survey Report

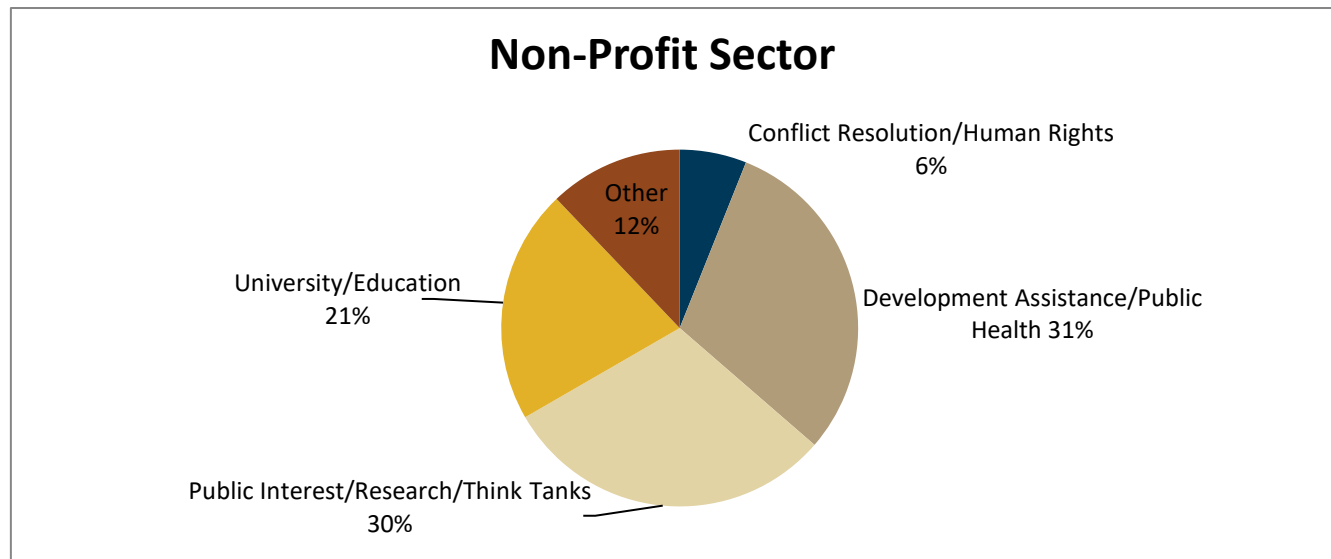
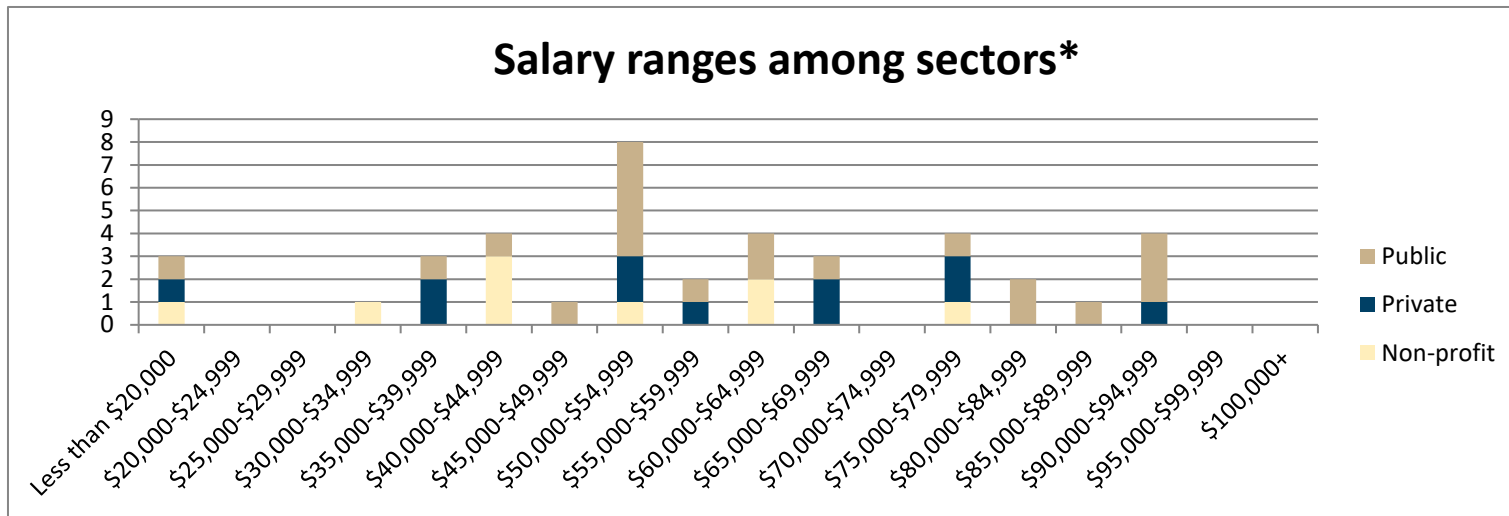
## Salary By Sector\*



# Graduate Employment Survey Report

Programs, Dec. 2018-Aug. 2019

## International Affairs

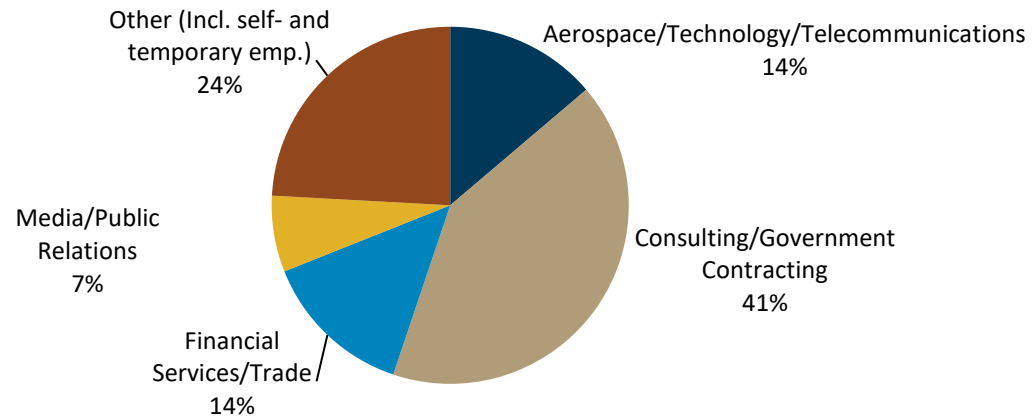


# Graduate Employment Survey Report

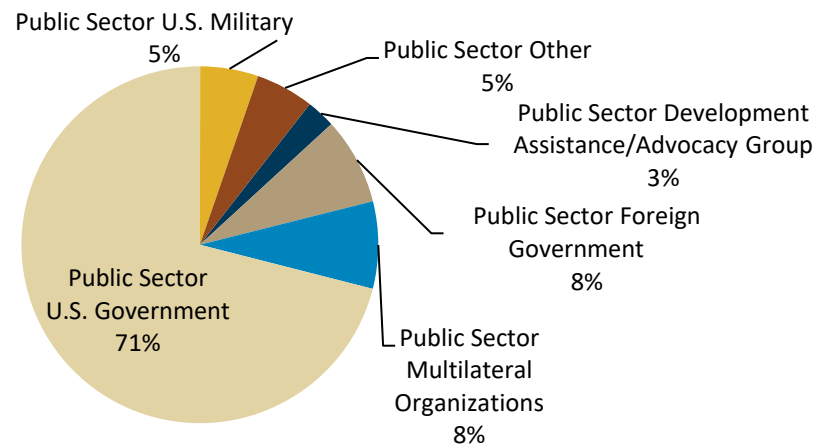
Programs, Dec. 2018-Aug. 2019

## International Affairs

### Private Sector



### Public Sector



# Graduate Employment Survey Report

Programs, Dec. 2018-Aug. 2019

## Positions and Employers of International Affairs Graduates By Concentration\*\*

### Africa

Grants Assistant, Syrian American Medical Society

### Asia

Research and Analyst Associate, The Centennial Group International  
Analyst, Center for Advance China Research  
Seasonal Part Time Educator, lululemon  
Program Analyst, U.S. Department of State

### Conflict & Conflict Resolution

Associate, CTF Global  
Business Analyst, McKinsey & Company, Inc. Japan  
Program Assistant in the Research Section, Federal Research Division;  
Library of Congress  
Program Assistant, American Councils for International Education  
Research Assistant, The Stimson Center  
Researcher, TD International  
Senior Grants Officer, National Endowment for Democracy  
Tutor, Virginia Military Institute

### Europe & Eurasia (Including Russia)

Research Fellow, Center for European Policy Analysis  
Senior Consultant, Booz Allen Hamilton

### Global Energy & Environmental Policy

Academic Specialist, Africa Center for Strategic Studies

### Global Gender Policy

Management Program Analyst, USCIS  
Gender and Global Security Program Assistant,  
Women In International Security Global  
Operations Analyst, Women's Employment Advisory Service;  
International Finance Corporation  
Senior Program Assistant, U.S. Institute of Peace  
Search Associate, Waldron

### International Affairs & Development

Analyst, Ministry of Economic Reforms and Public Distributions  
Consultant, Deloitte  
Fleet Service Agent, American Airlines  
Graduate Fellow, McLarty Associates  
International Trade Compliance Analyst, International Trade  
Administration; U.S. Department of Commerce  
Operations & Governance Coordinator, YWCA  
Peace Corps Volunteer, U.S. Peace Corps  
Procurement Associate, Chemonics  
Program Associate, Fulbright Specialist program, World Learning

\*\*Information was omitted in this section if it was incomplete.

# Graduate Employment Survey Report

Programs, Dec. 2018-Aug. 2019

## Positions and Employers of International Affairs Graduates, cont'd\*\*

### International Affairs & Development, cont'd

Program Associate, Professional Exchanges Division;  
Phalanx Group International LLC  
Senior Program Logistics Coordinator,  
Phalanx Group International LLC  
Strategic Alliances Manager, First Book

### International Economic Affairs

Analyst, Atheneum Partners LLC  
Development Associate, Major Gifts;  
Carnegie Endowment for International Peace  
Economist, Casual Designs  
Intern, Global Partnership Cluster Team;  
United Nations Development Programme  
International Trade Specialist, International Trade Administration;  
U.S. Department of Commerce  
Membership Manager, Humentum  
Policy Analyst, RAND

### International Law & Organizations

Advisor, Government Affairs Office; British Petroleum  
Associate, EXPO 2020  
Compliance Specialist, U.S. Department of State  
Intern, Center for Health and Gender Equity (CHANGE)  
Program Assistant, U.S. Department of State  
Senior Program Associate, Global Brigades Greece

### International Security Studies

Analyst, U.S. Department of Justice  
Associate, American College of Cardiology  
Budget Analyst, U.S. Department of Defense  
Coordinator, Principles for Digital Development, Digital Impact Alliance  
UN Foundation  
Data Analyst, Allied IT Consultancy  
Education Associate, Embassy of India  
Entrepreneur, Red Sun Information  
Executive Assistant, U.S. Marshals Service  
Fellow, Cogent Strategies  
Intelligence Analyst, Federal Bureau of Investigation  
Junior Analyst, ITTA, Inc.  
Legislative Staff, Senate of the Philippines  
Management Consultant, North Highland  
Manager for Design, Monitoring, Evaluation, Evaluation and Learning;  
National Democratic Institute  
Media Analyst, PublicRelay  
Passport Specialist, U.S. Department of State  
Pathways Intern, U.S. Department of State  
Research Associate, IGI  
Third-Party Risk Management Analyst, Prevalent Inc.  
Trade Compliance Analyst, OneWeb

# Graduate Employment Survey Report

Programs, Dec. 2018-Aug. 2019

## Positions and Employers of International Affairs Graduates, cont'd\*\*

### Middle East

Communications Director, Truman National Security Project  
The Truman Center  
Country Officer, U.S. Department of State  
Housing Coordinator, George Washington University  
Humanitarian Partnership Coordinator - Gaza Partnership,  
Accion contra el Hambre  
Intern Coordinator for their Unpaid Student Internship Program,  
U.S. Department of State  
Security Assistant, National Background Investigations Bureau

### Technology & International Affairs

Policy Associate, ACT | The App Association  
Second Lieutenant, U.S. Air Force

### U.S. Foreign Policy

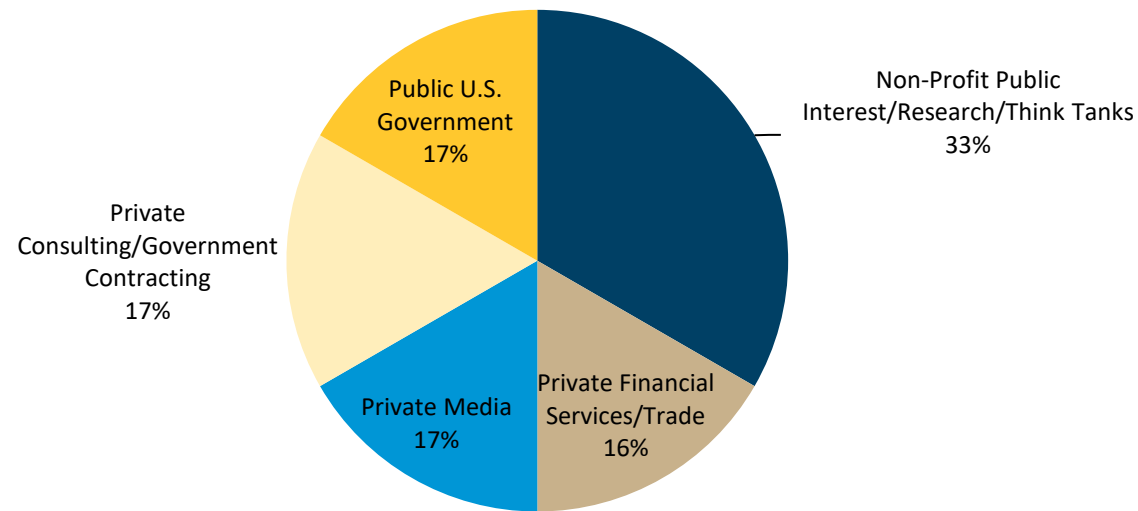
Associate, Ankura  
Board Member, Washington European Society  
External Affairs Coordinator, IRI  
Government Relations Assistant, U.S. Global Leadership Coalition  
Graduate Fellow, National Nuclear Security Administration;  
U.S. Department of Energy  
Legislative Assistant, U.S. House of Representatives  
Operations Manager, The Arabia Foundation  
Program Analyst, Liaison, Office of the Executive Secretariat, USAID  
Program Assistant Intern, United States Pan Asian Chamber of Commerce  
Program Assistant, Atlantic Council  
Program Assistant, National Democratic Institute  
Summer Program Coordinator, Cisneros Hispanic Leadership Institute

## Graduate Employment Survey Report

Programs, Dec. 2018-Aug. 2019

# Asian Studies

### Sector Breakdown



### Positions and Employers of Asian Studies Graduates\*\*

Associate, Ernst & Young

Research Assistance Fellow, National Institute for South China Sea Studies

Senior Program Assistant, The National Academies of Sciences, Engineering, and Medicine

Trade Analyst, TradeMoves

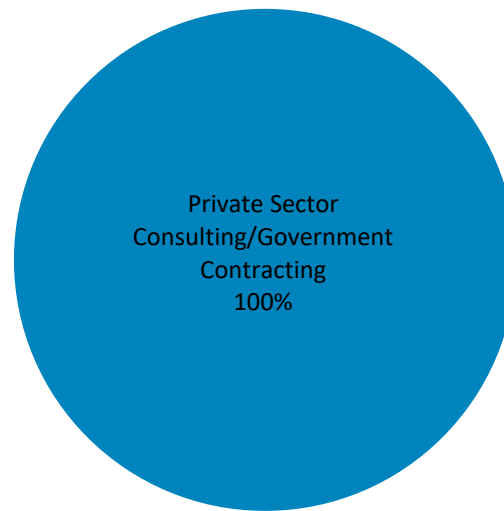


## Graduate Employment Survey Report

Programs, Dec. 2018-Aug. 2019

# European & Eurasian Studies

### Sector Breakdown



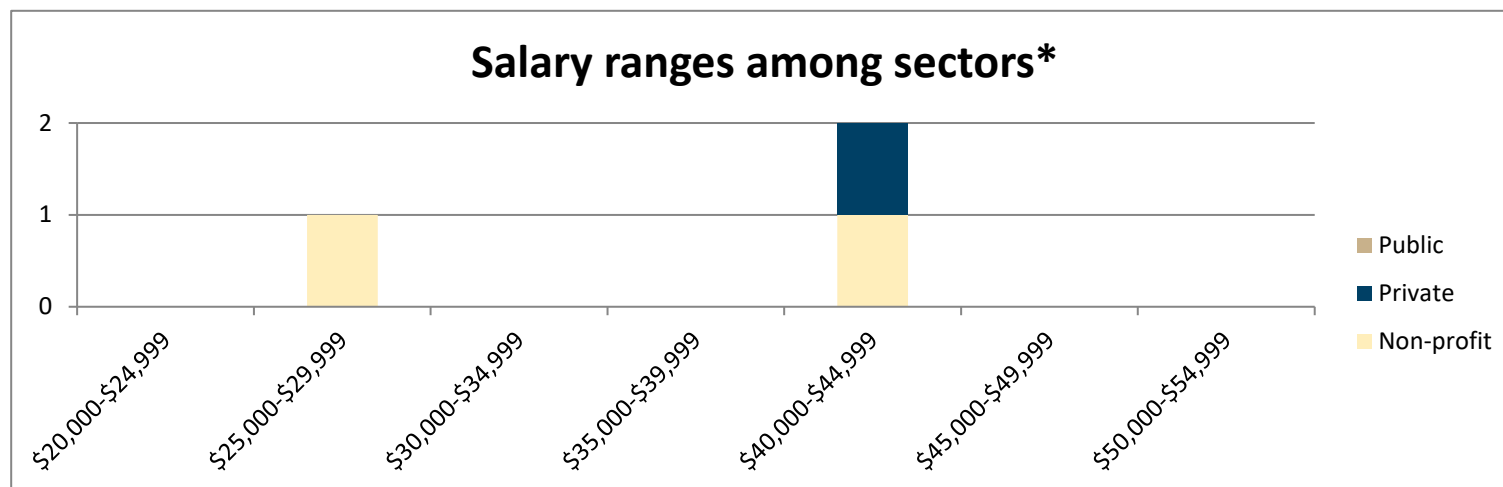
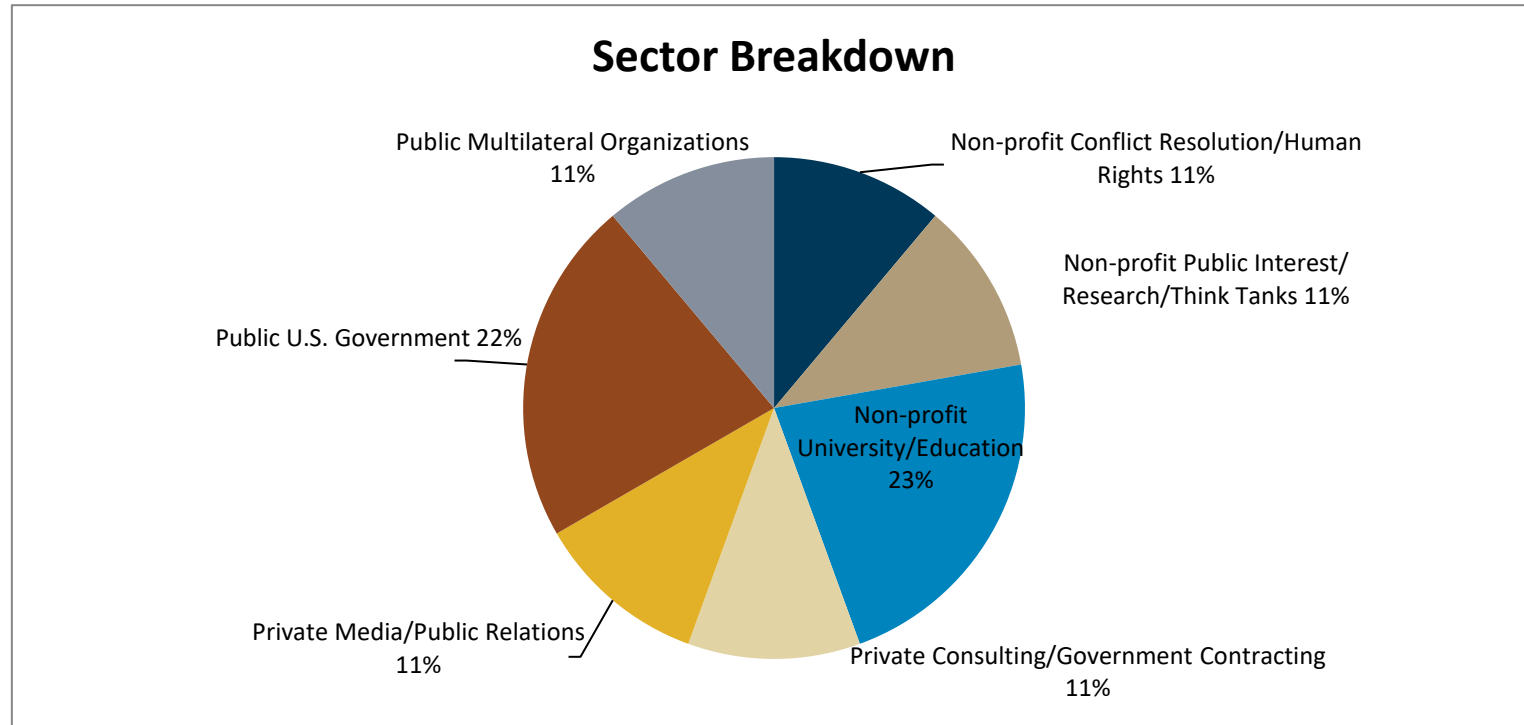
### Positions and Employers of European & Eurasian Studies Graduates

Analyst; Beacon Global Strategies, LLC

# Graduate Employment Survey Report

Programs, Dec. 2018-Aug. 2019

## Global Communication



# **Graduate Employment Survey Report**

Programs, Dec. 2018-Aug. 2019

## **Positions and Employers of Global Communication Graduates\*\***

Assistant Account Executive, Edelman

Communications Associate, Society for Science & the Public

Contractor, Private Sector Exchanges; U.S. Department of State

International Education for Development Fellow, UNESCO

Legislative Assistant, Office of U.S. Congressman Doug LaMalfa

Program Assistant, Foreign Service Institute; GAP Solutions, Inc.

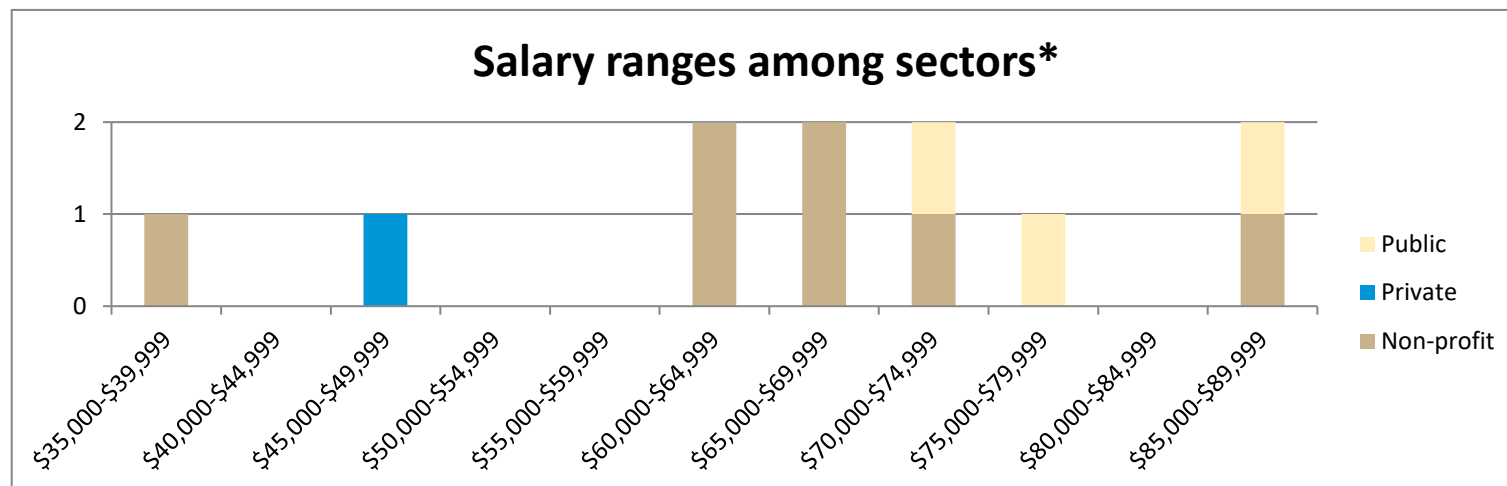
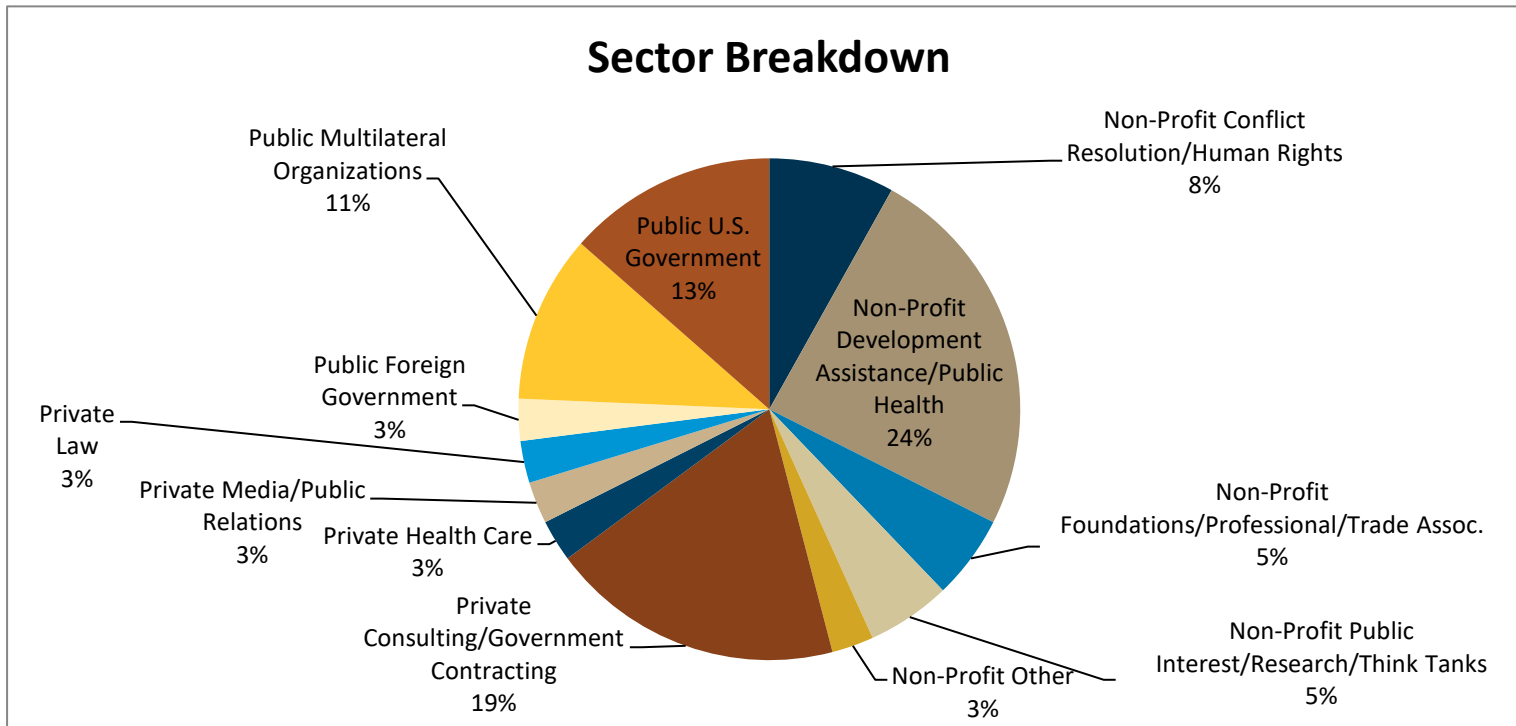
Recruitment and Outreach Coordinator, Where There Be Dragons

Research Assistant, U.S. Institute of Peace

## Graduate Employment Survey Report

Programs, Dec. 2018-Aug. 2019

# International Development Studies



# Graduate Employment Survey Report

Programs, Dec. 2018-Aug. 2019

## Positions and Employers of International Development Studies Graduates\*\*

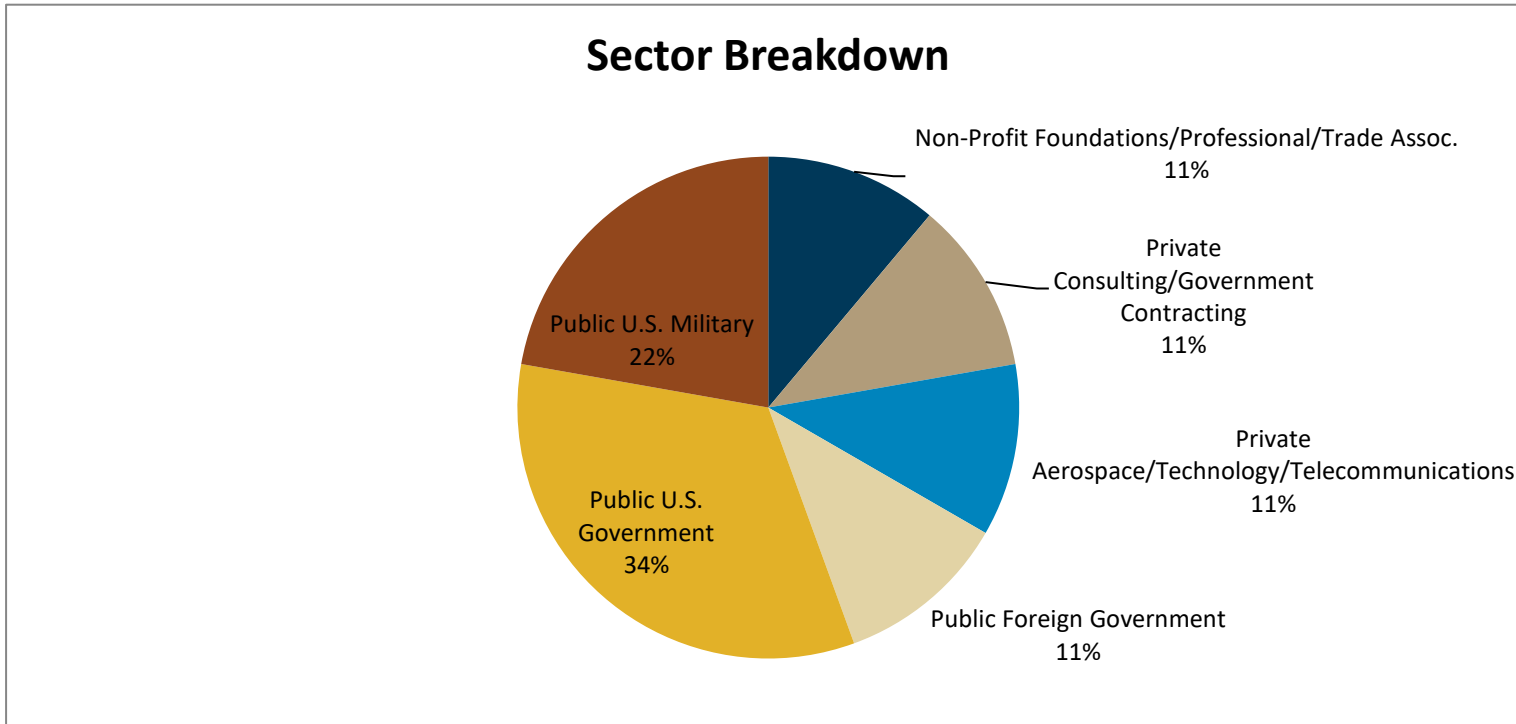
Associate Program Officer,  
Center for International Private Enterprise (CIPE)  
Associate, DAI  
Consultant, Inter-American Development Bank  
Development Assistant, Food & Water Watch  
Development Officer, FINCA International  
Diplomat, Ministry of Foreign Affairs of Peru  
Foreign Service Officer, U.S. Department of State  
Interim Director of Research, Southern Africa; Forcier Consulting  
International Affairs Specialist, U.S. Department of Justice  
Knowledge Management and Communications Manager,  
CORE Group  
MECap Program Assistant, Social Solutions International, Inc.  
New Business Development and Programs Specialist,  
Land O'Lakes Venture37  
Operations Assistant, Project Development & Support Division;  
Chemonics  
Operations Manager, Human Trafficking Legal Center  
Pakistani Desk Officer, USAID

Program Advisor, Oxfam  
Program Associate, DAI  
Program Associate, Susan Thompson Buffett Foundation  
Program Coordinator, Aspen Institute  
Program Manager, Emergency Food Security and Livelihoods;  
Save the Children-USA  
Program Officer, Africa Division; Millennium Challenge Corporation  
Program Officer, Education and Exchanges; Partners of the Americas  
Program Officer, World Vision International  
Project Assistant, Monetary & Capital Markets Department;  
International Monetary Fund  
Scheduling Director, U.S. Senator Tammy Duckworth  
Science Researcher, ICF  
Senior Analyst, Akar Asia  
Senior Communications Specialist, DAI  
Staff Attorney, Bronx Legal Services  
Workforce Coordinator, Northwest Workforce Council

## Graduate Employment Survey Report

Programs, Dec. 2018-Aug. 2019

# International Science & Technology Policy



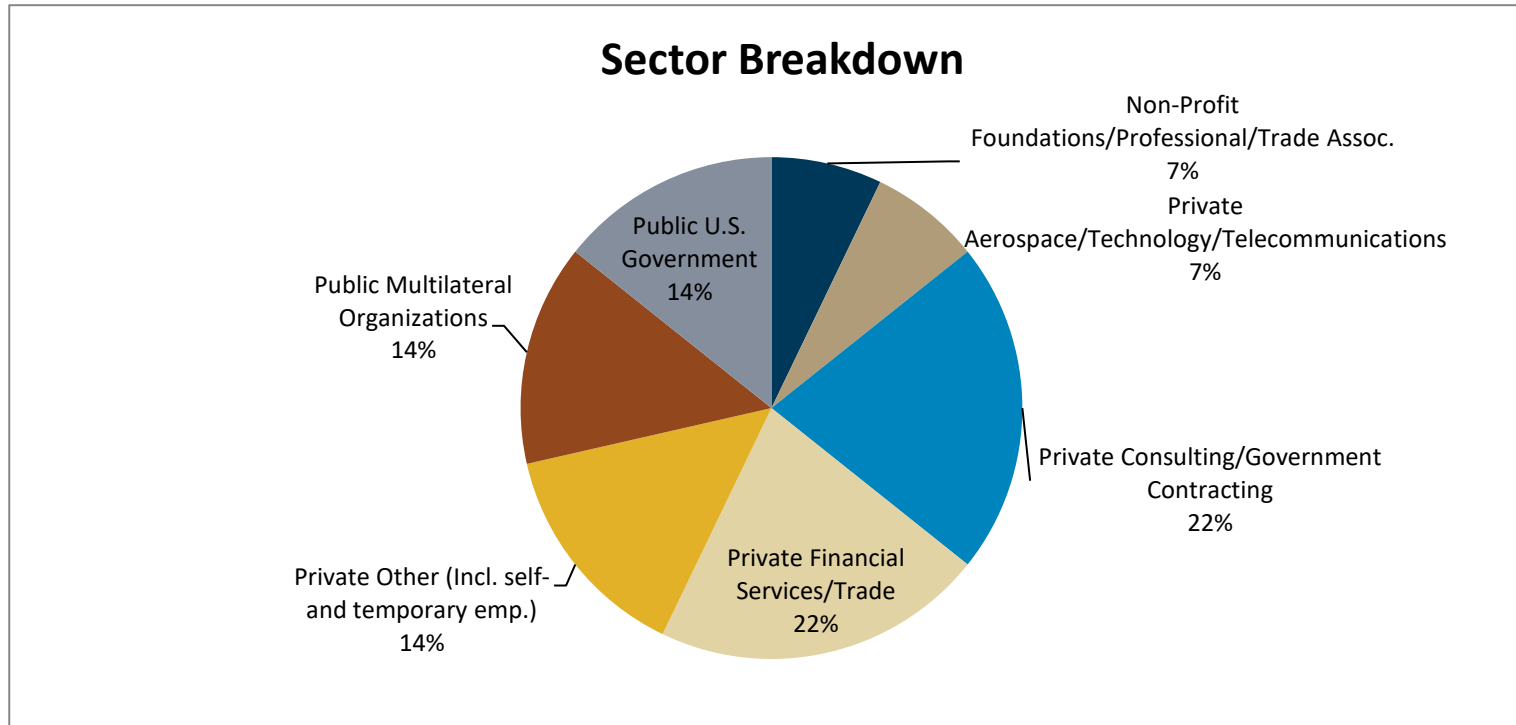
### Positions and Employers of International Science & Technology Policy Graduates\*\*

Legislative & Government Affairs Specialist, Virgin Orbit  
Policy Advisor, National Space Council; Executive Office of the President  
Policy Analyst, Government Affairs & Policy;  
American Chamber of Commerce in China  
Program Analyst, U.S. Department of Health and Human Services  
Senior Business Analyst, A.T. Kearney

## Graduate Employment Survey Report

Programs, Dec. 2018-Aug. 2019

# International Trade & Investment Policy



### Positions and Employers of International Trade & Investment Policy Graduates\*\*

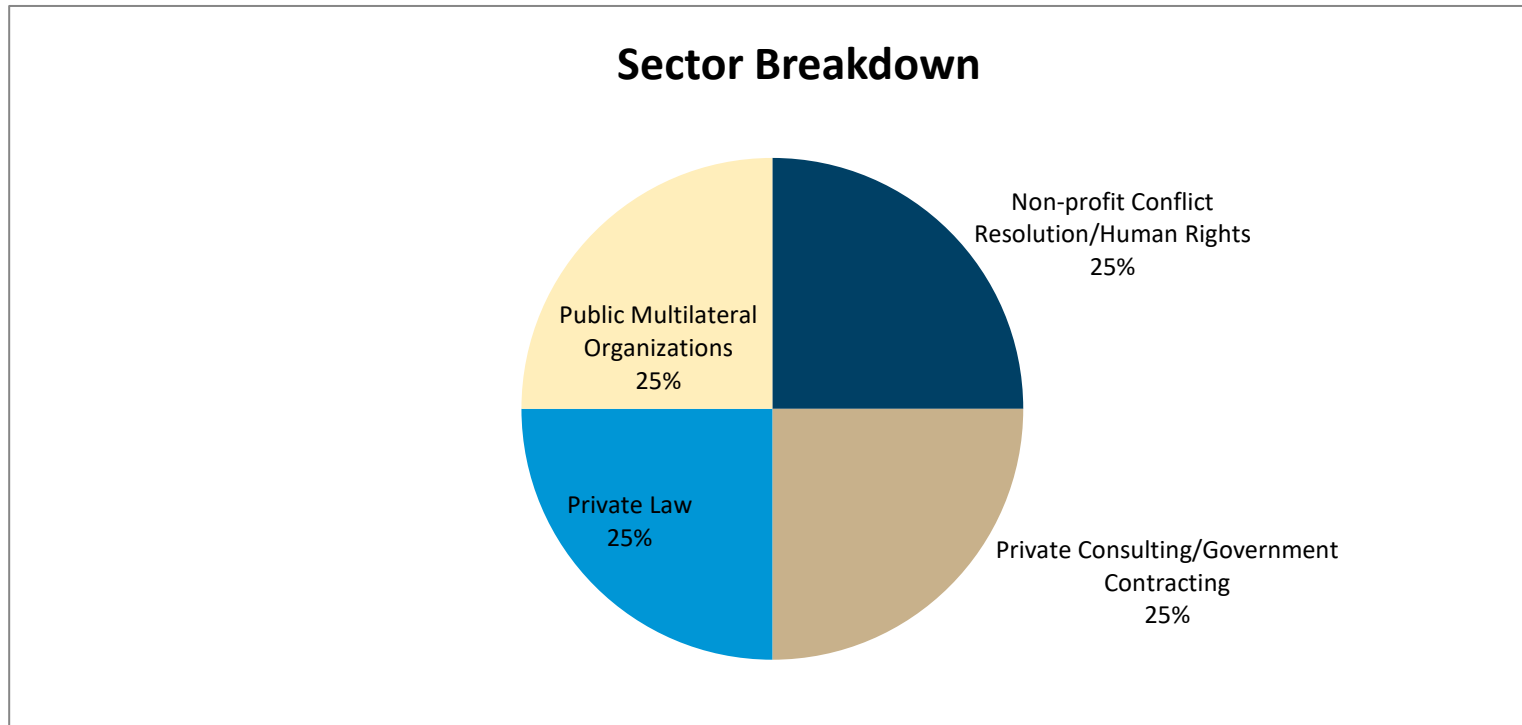
Analyst, Financial Services; Nathan Associates  
Associate, US-ASEAN Business Council  
Director, Seismic Software  
International Economist, Office of Industries, Advanced Technology and Machinery Division; U.S. International Trade Commission  
International Economist, International Trade Administration;  
U.S. Department of Commerce  
Paralegal, Proxy Personnel  
Pricing Analyst, LMI

Project Associate, Management Systems International  
Research Analyst, International Monetary Fund  
Research Associate, Sustainable Capital Advisors  
Sector Manager; Georges Bank Cod Fixed Gear Sector, Inc.

## Graduate Employment Survey Report

Programs, Dec. 2018-Aug. 2019

# Latin American & Hemispheric Studies



### Positions and Employers of Latin American & Hemispheric Studies Graduates\*\*

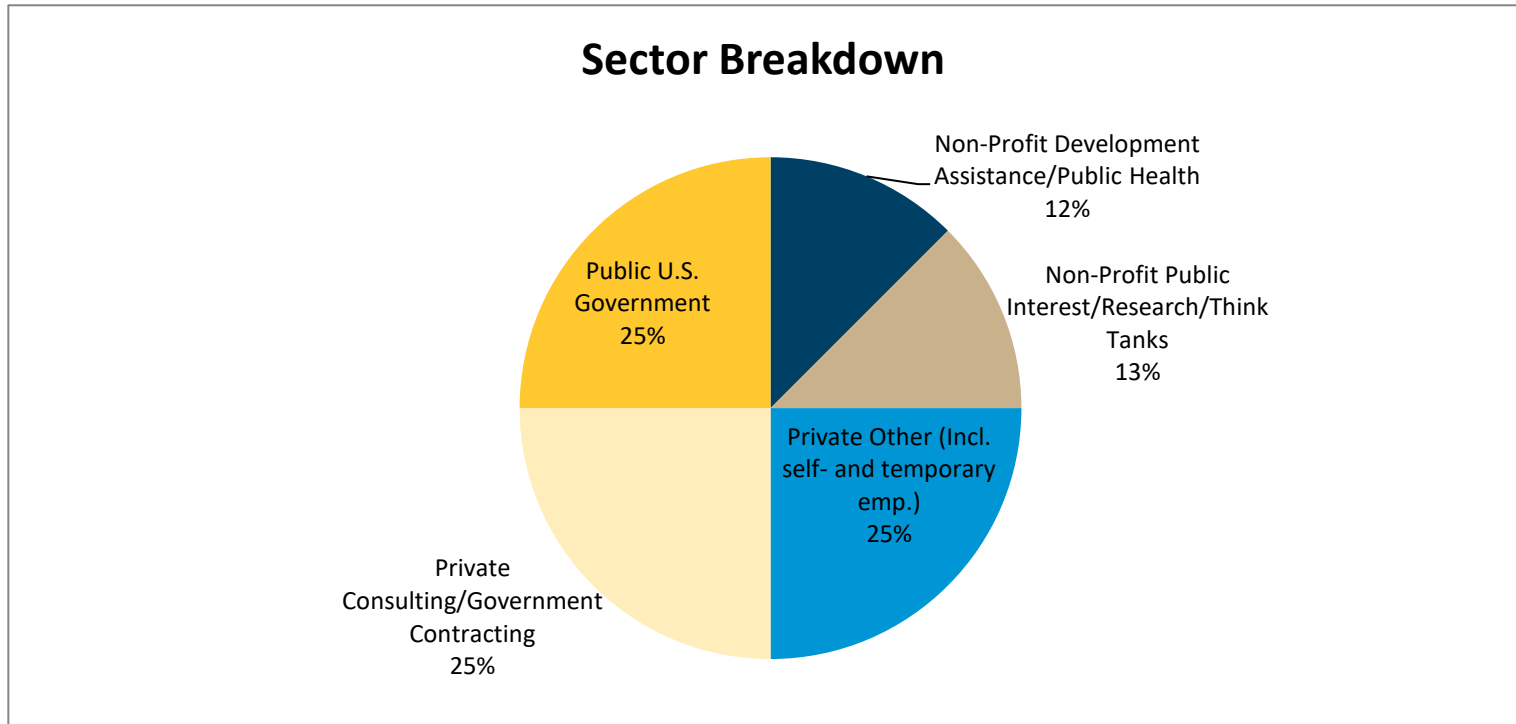
Legal Assistant, Detained Children's Program;  
Capital Area Immigrant's Rights (CAIR) Coalition  
Project Assistant Consultant, Inter-American Development Bank  
Senior Administrative Specialist, The Kenific Group  
Service Associate, Corporation Service Company (CSC Global)



## Graduate Employment Survey Report

Programs, Dec. 2018-Aug. 2019

# Middle East Studies



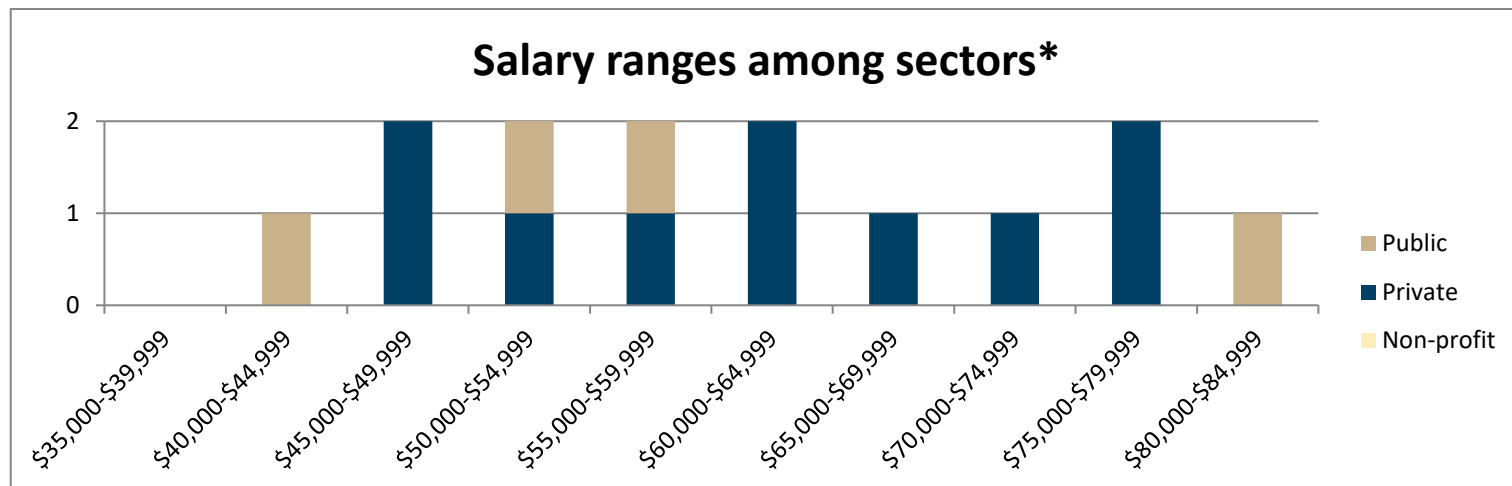
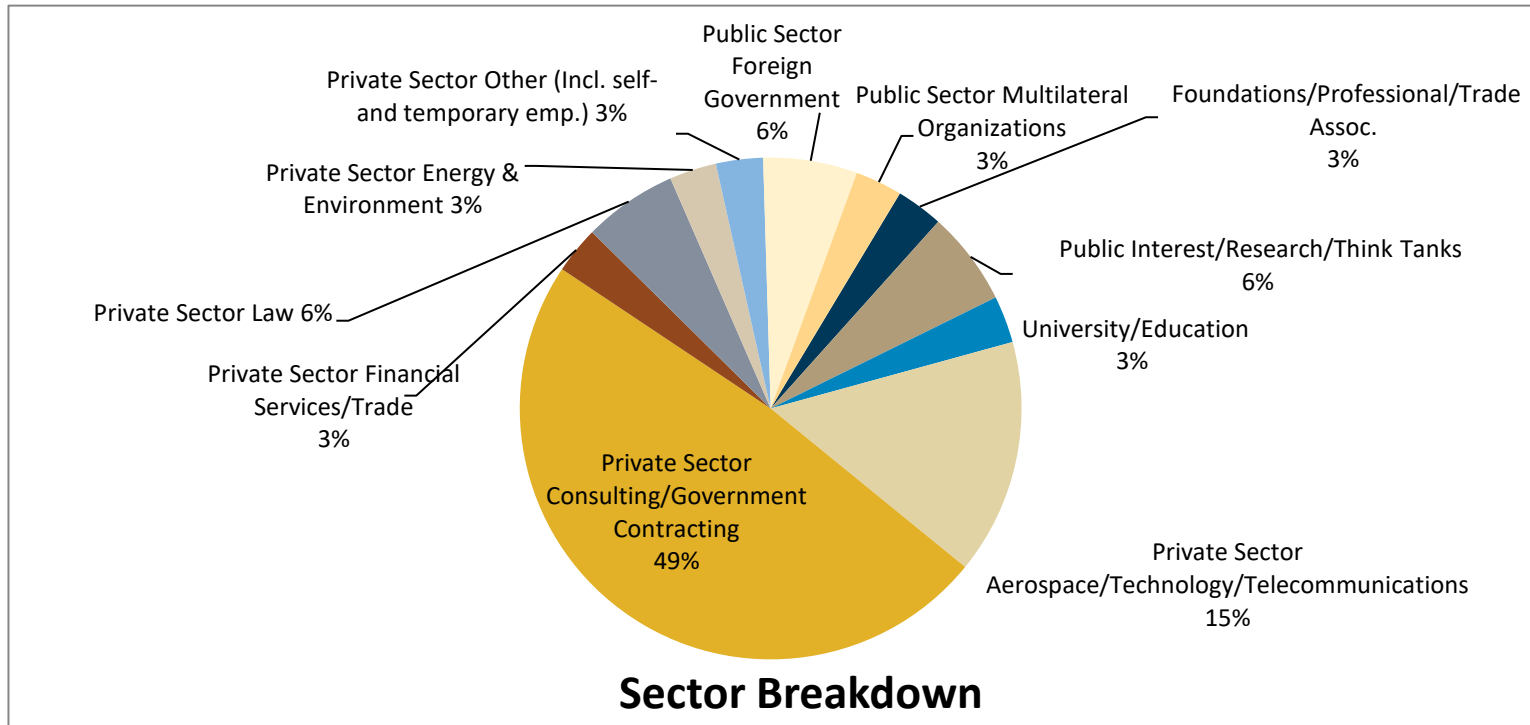
### Positions and Employers of Middle East Studies Graduates\*\*

Account Coordinator, The Harbour Group  
Program Officer, Magenta  
Program Specialist, U.S. Institute of Peace  
Research Analyst, Middle East and Eastern Europe;  
Ascendant Program Services/US Trade and Development Agency  
Research Assistant, Navanti Group  
Senior Program Officer, Counterpart International

# Graduate Employment Survey Report

Programs, Dec. 2018-Aug. 2019

## Security Policy Studies



# Graduate Employment Survey Report

Programs, Dec. 2018-Aug. 2019

## Positions and Employers of Security Policy Studies Graduates\*\*

Acting Chief of Staff, Office of the USDA Administrator;

U.S. Department of Agriculture

Analyst, BAE Systems

Analyst, Kroll

Analyst, U.S. Department of Defense

Analyst, U.S. Department of State

Campaign Field Analyst, Senator Kamala Harris

Case Assistant, U.S. Department of State

Company Commander, U.S. Special Operations Command

Compliance Assistant, Office of Foreign Asset Control;

U.S. Department of the Treasury

Contractor, Leidos

Country Officer, Office of the Secretary of Defense;

U.S. Department of Defense

Course Coordinator, Motive International

Cryptologic Linguist, U.S. Army

Defense Analyst, RAND

Director for Strategic Intelligence Analysis,

Ministry of Defense of Afghanistan

Energy and Water Policy Analyst, Concurrent Technologies Corporation

Foreign Area Officer, U.S. Army

Graduate Fellow, National Nuclear Security Administration

Intelligence Analyst, U.S. Department of Defense

Intern, Systems Planning & Analysis

Law Clerk, Morgan, Lewis & Bockius LLP

Management Analyst, U.S. Department of State

Management and Program Analyst,

U.S. Department of Homeland Security

Management Consultant Associate, Eagle Hill Consulting

Management Consultant, Federal Services division; Accenture

Manager, Zalando

Military Legislative Assistant, House of Representatives

Program Analyst, Office of the Inspector General;

U.S. Department of Justice

Program Analyst, U.S. Department of State

Program Assistant, GAP Solution Inc.

Program Coordinator, U.S. Department of State

Project Manager, Creative Associates International

Research Assistant, Navanti Group

Research Associate, Environmental Security Program;

The Stimson Center

Research Associate, RWR Advisory Group

Security Operations Watch Officer, iJet/World Bank

Senior Consultant, Booz Allen Hamilton

Senior Environmental Consultant, Booz Allen Hamilton

Senior Manager, LinQuest

Senior Program Specialist, U.S. Institute of Peace

Senior Research Specialist, Enterprise Risk Management; Gartner, Inc.

Special Advisor to the Undersecretary for Terrorism and

Financial Intelligence, U.S. Department of the Treasury

Staff Associate, House Committee on Foreign Affairs

Target Analyst Reporter, National Security Agency


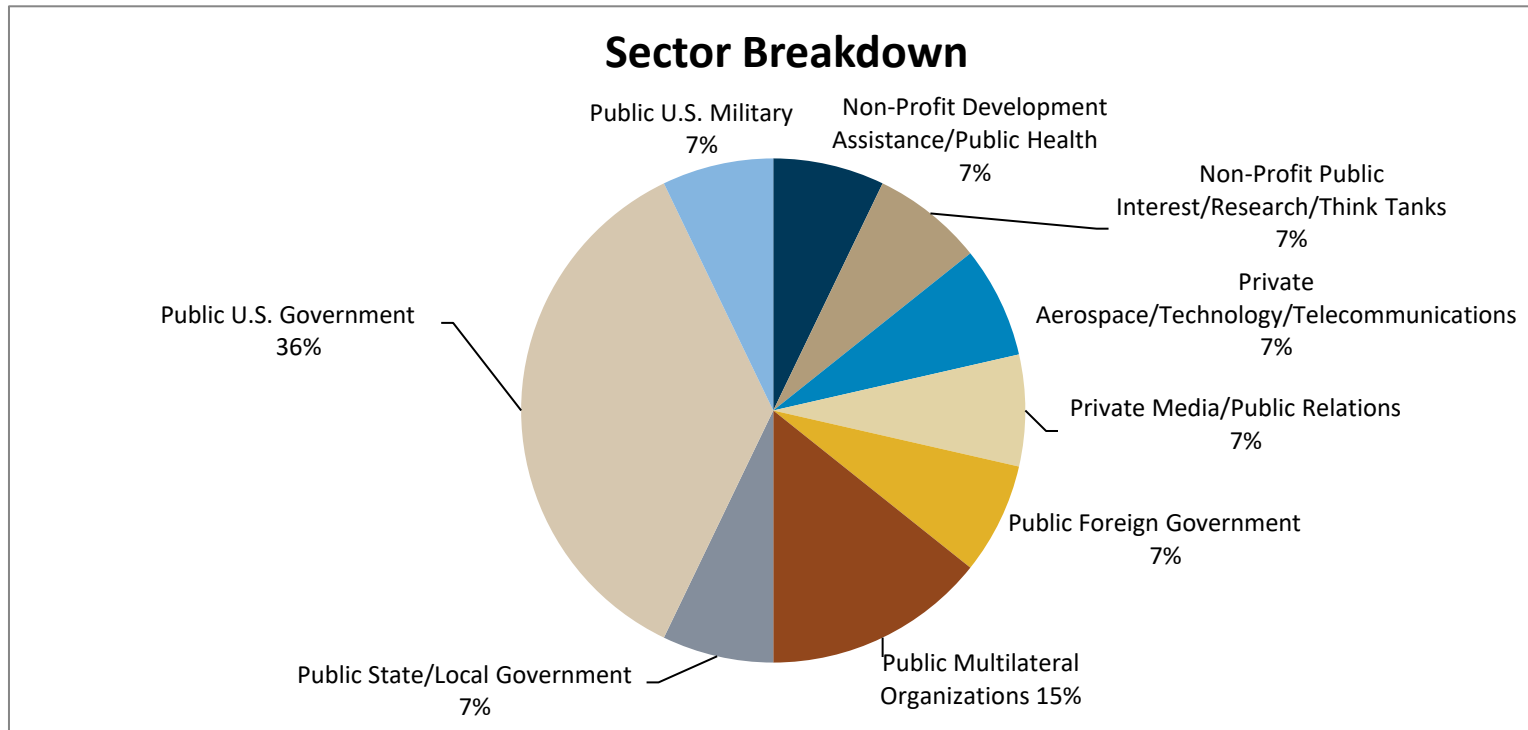
Technical Writer, Dovel Technologies

U.S. Naval Contractor, CACI International

## Graduate Employment Survey Report

Programs, Dec. 2018-Aug. 2019

# Master's in International Policy & Practice



## **Graduate Employment Survey Report**

Programs, Dec. 2018-Aug. 2019

### **Positions and Employers of International Policy & Practice Graduates\*\***

All-Source Intelligence Analyst, BAE Systems  
Assistant Professor, U.S. Department of Defense  
Consultant, The World Bank Group  
Country Analyst, U.S. Department of State  
Drug and Alcohol Program Manager,  
    U.S. Department of Transportation  
Head of Unit for Multilateral Affairs; Ministry of Finance of Portugal  
Human Services Worker III, Fairfax County Government  
Humanitarian Affairs Officer, United Nations  
News Desk & Baghdad Embassy Analyst, EXOVERA  
Product Manager, ENERGY STAR, Climate Protection Partnerships  
    Division, Office of Air; U.S. Environmental Protection Agency (EPA)  
Resident Advisor, Budget Strengthening Initiative;  
    Overseas Development Institute  
Senior Project Director, Creative Associates International

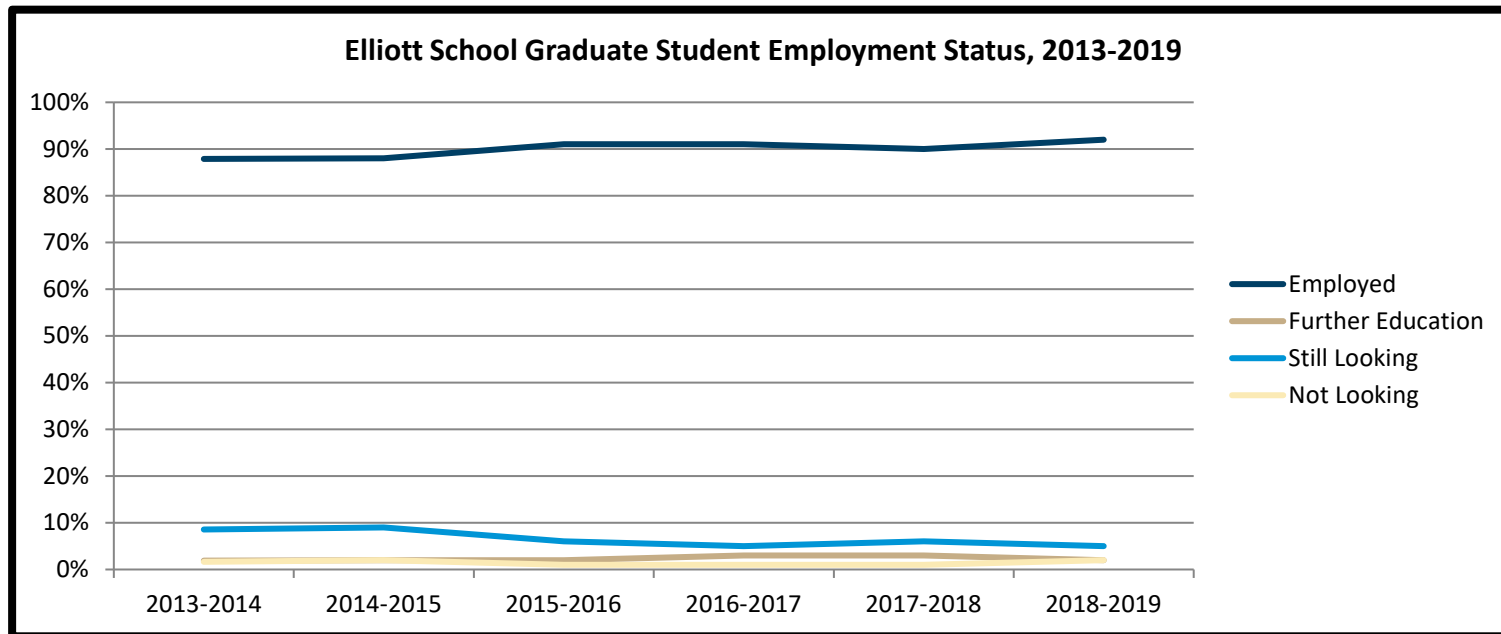
## Graduate Employment Survey Report

### Select Employment Data, 2013-2019

Employment Totals	2013-2014		2014-2015		2015-2016	
	# of Responses	Percentage	# of Responses	Percentage	# of Responses	Percentage
Employed	272	92.2%	370	87.9%	294	90.7%
Further Education	5	1.7%	8	1.9%	8	2.5%
Still Looking	17	5.8%	36	8.6%	18	5.6%
Not Looking	1	0.3%	7	1.7%	4	1.2%

Employment Totals	2016-2017		2017-2018		2018-2019	
	# of Responses	Percentage	# of Responses	Percentage	# of Responses	Percentage
Employed	319	90.9%	321	89.7%	285	91.9%
Further Education	9	2.6%	12	3.4%	6	1.9%
Still Looking	19	5.4%	22	6.1%	14	4.5%
Not Looking	4	1.1%	3	0.8%	5	1.6%



## Graduate Employment Survey Report

	Employed	Further Education	Still Looking	Not Looking
2013-2014	272	5	17	1
2014-2015	370	8	36	7
2015-2016	294	8	18	4
2016-2017	321	9	19	4
2017-2018	321	12	22	3
2018-2019	285	6	14	5

	Employed	Further Education	Still Looking	Not Looking
2013-2014	88%	2%	9%	2%
2014-2015	88%	2%	9%	2%
2015-2016	91%	2%	6%	1%
2016-2017	91%	3%	5%	1%
2017-2018	90%	3%	6%	1%
2018-2019	92%	2%	5%	2%

## Graduate Employment Survey Report

Select Employment Data, 2013-2019									
Graduation Totals	2013-2014			2014-2015			2015-2016		
	# of Grads	Percentage		# of Grads	Percentage		# of Grads	Percentage	
Total # of Graduates	320	100%		444	100%		338	100%	
Non-Responses	25	7.8%		23	5.2%		14	4.0%	
Responses	295	92.2%		421	94.8%		324	96.0%	
Employment Totals	# of Responses	Percentage		# of Responses	Percentage		# of Responses	Percentage	
Employed	272	92.2%		370	83.3%		294	91.0%	
Further Education	5	1.7%		8	1.8%		8	2.0%	
Still Looking	17	5.8%		37	8.3%		18	6.0%	
Not Looking	1	0.3%		6	1.4%		4	1.0%	
Employment Sector	# of Grads	Percentage	Avg. Salary	# of Grads	Percentage	Avg. Salary	# of Grads	Percentage	Avg. Salary
Non-Profit	81	29.8%	\$38,000-\$48,000	127	34.3%	\$36,000-\$46,000	81	28.0%	\$43,000-\$53,000
Private	91	33.5%	\$55,000-\$65,000	122	33.0%	\$54,000-\$64,000	80	27.0%	\$54,000-\$64,000
Public	100	36.8%	\$56,000-\$66,000	119	32.2%	\$56,000-\$66,000	116	39.0%	\$58,000-\$68,000
Unspecified				2	1.0%	N/A	17	6.0%	N/A
Years of Experience	# of Grads	Percentage		# of Grads	Percentage*		# of Grads	Percentage	
None	49	16.6%		131	29.5%		67	25.9%	
1 to 3 Years	142	48.1%		160	36.0%		126	48.6%	
4 to 6 Years	64	21.7%		46	10.4%		48	18.5%	
7 to 10 Years	26	8.8%		19	4.3%		9	3.5%	
11 to 15 Years	10	3.4%		3	0.7%		7	2.7%	
More than 16 years	4	1.4%		4	0.9%		2	0.8%	
*Based on 363 respondents									
Graduation Totals	2016-2017			2017-2018			2018-2019		
	# of Grads	Percentage		# of Grads	Percentage		# of Grads	Percentage	
Total # of Graduates	360	100%		364	100%		313	100%	
Non-Responses	7	1.9%		6	1.6%		3	0.01%	
Responses	351	98.1%		358	98.4%		310	99.0%	
Employment Totals	# of Responses	Percentage		# of Responses	Percentage		# of Responses	Percentage	
Employed	319	90.9%		321	90.0%		285	91.9%	
Further Education	9	2.6%		12	3.0%		6	1.9%	
Still Looking	19	5.4%		22	6.0%		14	4.5%	
Not Looking	4	1.1%		3	1.0%		5	1.6%	
Employment Sector	# of Grads	Percentage	Avg. Salary	# of Grads	Percentage	Avg. Salary	# of Grads	Percentage	Avg. Salary
Non-Profit	99	31.0%		92	29.0%		68	24.2%	
Private	90	28.2%		103	32.0%		90	31.2%	
Public	124	38.9%		122	38.0%		109	38.2%	
Unspecified	5	1.6%		4	1.0%		18	6.3%	
Years of Experience	# of Grads	Percentage		# of Grads	Percentage		# of Grads	Percentage	
None	74	23.3%		70	32.7%		70	33.2%	
1 to 3 Years	167	52.5%		107	50.0%		97	46.0%	
4 to 6 Years	49	15.4%		27	12.6%		32	15.2%	
7 to 10 Years	18	5.7%		8	3.7%		10	4.7%	
11 to 15 Years	7	2.2%		2	0.9%		1	0.5%	
More than 16 years	3	0.9%		0	0.0%		1	0.5%	



## Appendix A

### International Affairs Graduate Student Employment by Concentration

Concentration (n=115)	Total	Percentage
Africa	2	1.7%
Asia	5	4.3%
Conflict & Conflict Resolution	12	10.4%
Europe and Eurasia (including Russia)	2	1.7%
Global Energy & Environmental Policy	1	0.9%
Global Gender Policy	5	4.3%
Global Health	1	0.9%
International Affairs & Development	19	16.5%

Program	Total	Percentage
International Economic Affairs	9	7.8%
International Law & Organizations	8	7.0%
International Security Studies	28	24.3%
Middle East	6	5.2%
Nuclear Policy	1	0.9%
Technology & International Affairs	2	1.7%
U.S. Foreign Policy	14	12.2%

Concentration Employment Data	Total	Percentage
<b>Africa</b>	<b>2</b>	<b>Percentage</b>
Non-Profit	1	50.0%
Private	0	0.0%
Public	0	0.0%
Further Education	1	50.0%
<b>Asia</b>	<b>5</b>	<b>Percentage</b>
Non-Profit	1	20.0%
Private	1	20.0%
Public	1	20.0%
Other	1	20.0%
Currently Looking	0	0.0%
Not Currently Looking	1	20.0%
<b>Conflict &amp; Conflict Resolution</b>	<b>12</b>	<b>Percentage</b>
Non-Profit	4	18.2%
Private	4	33.3%
Public	2	16.7%
Other	1	8.3%
Currently Looking	1	8.3%

Concentration Employment Data	Total	Percentage
<b>Europe and Eurasia (including Russia)</b>	<b>2</b>	<b>Percentage</b>
Non-Profit	1	50.0%
Private	1	50.0%
Public	0	0.0%
Currently Looking	0	0.0%
<b>Global Energy &amp; Environmental Policy</b>	<b>1</b>	<b>Percentage</b>
Non-Profit	0	0.0%
Private	0	0.0%
Public	1	100.0%
Currently Looking	0	0.0%
<b>Global Gender Policy</b>	<b>5</b>	<b>Percentage</b>
Non-Profit	1	20.0%
Private	1	20.0%
Public	3	60.0%
Currently Looking	0	0.0%

## Appendix A

Concentration Employment Data	Total	
<b>Global Health</b>	1	Percentage
Non-Profit	0	0.0%
Private	0	0.0%
Public	0	0.0%
Currently Looking	1	100.0%
<b>International Affairs &amp; Development</b>	19	Percentage
Non-Profit	5	26.3%
Private	6	31.6%
Public	4	21.1%
Other	1	5.3%
Currently Looking	2	10.5%
Further Education	1	5.3%
<b>International Economic Affairs</b>	9	Percentage
Non-Profit	3	33.3%
Private	2	22.2%
Public	1	11.1%
Other	1	11.1%
Currently Looking	0	0.0%
<b>International Law &amp; Organizations</b>	8	Percentage
Non-Profit	3	37.5%
Private	3	37.5%
Public	2	25.0%
Currently Looking	0	0.0%
<b>International Security Studies</b>	28	Percentage
Non-Profit	4	14.3%
Private	9	32.1%
Public	12	42.9%
Other	2	7.1%
Not Currently Looking	1	3.6%

Concentration Employment Data	Total	
<b>Middle East</b>	6	Percentage
Non-Profit	3	50.0%
Private	0	0.0%
Public	3	50.0%
Currently Looking	0	0.0%
<b>Nuclear Policy</b>	1	Percentage
Non-Profit	0	0.0%
Private	0	0.0%
Public	1	100.0%
Currently Looking	0	0.0%
<b>Technology &amp; International Affairs</b>	2	Percentage
Non-Profit	0	0.0%
Private	1	50.0%
Public	1	50.0%
Currently Looking	0	0.0%
<b>U.S. Foreign Policy</b>	14	Percentage
Non-Profit	7	50.0%
Private	1	7.1%
Public	4	28.6%
Other	1	7.1%
Currently Looking	1	7.1%

## Appendix B

### International Student Employment Information

<b>Total International Student Graduates</b>	<b>52</b>	
<b>Responses to Survey</b>	<b>51</b>	<b>98.1%</b>
Employed	<b>43</b>	<b>84.3%</b>
Further Education/Research	<b>1</b>	<b>2.0%</b>
Currently Looking	<b>5</b>	<b>9.8%</b>
Not Currently Looking	<b>2</b>	<b>3.9%</b>

<b>Sector Breakdown</b>		
<b>Non-Profit Sector</b>	<b>7</b>	<b>100.0%</b>
Conflict Resolution/Human Rights	0	0.0%
Development Assistance/Public Health	0	0.0%
Foundations/Professional/Trade Assoc.	1	14.3%
Public Interest/Research/Think Tanks	5	71.4%
University/Education	1	14.3%
Other	0	0.0%

<b>Private Sector</b>	<b>16</b>	<b>100.0%</b>
Aerospace/Technology/Telecommunications	1	6.3%
Consulting/Government Contracting	6	37.5%
Financial Services/Trade	4	25.0%
Health Care	0	0.0%
Law	1	6.3%
Media/Public Relations	2	12.5%
Other (Incl. self- and temporary emp.)	2	12.5%

<b>Public Sector</b>	<b>17</b>	<b>100.0%</b>
Development Assistance/Advocacy Group	0	0.0%
Foreign Government	5	29.4%
Multilateral Organizations	11	64.7%
State/Local Government	0	0.0%
U.S. Government	1	5.9%

<b>Employment by Sector</b>		
<b>Sector</b>	<b>#</b>	<b>% of Employed (n=43)</b>
Non-Profit	7	16.3%
Private	16	37.2%
Public	17	39.5%
Unspecified	3	7.0%

<b>Completed an Internship During Program</b>		
<b>Respondents</b>	<b>44</b>	<b>100%</b>
Yes	39	88.6%
No	5	11.4%

<b>Source of New Job Since Graduation</b>		
<b>Respondents</b>	<b>13</b>	<b>100%</b>
Elliott School GSS	2	15.4%
Foreign Affairs Office	1	7.7%
General Job/Corp Site	3	23.1%
Internship/Co-op/Volunteer	2	15.4%
Networking/Referral	2	15.4%
Social Media	0	0.0%
Other	3	23.1%

<b>Years of Work Experience Prior to Elliott School</b>		
<b>Respondents</b>	<b>44</b>	<b>100%</b>
None	12	27.3%
1 to 3 Years	18	40.9%
4 to 6 Years	8	18.2%
7 to 10 Years	5	11.4%
11 to 15 Years	1	2.3%