

How to access virtual drop-in hours

1. Click on the link for the person whose drop in hours you wish to attend. This link can be found either in the GSS Weekly Brief (emailed out Monday mornings) or on the GSS website next to the advisor/coach's profile.



Elizabeth
Lusk

Elizabeth Lusk, Academic Advisor

Email: elusk@gwu.edu

Programs:

- [Global Communication](#)
- [International Science and Technology Policy](#)
- [International Trade and Investment Policy](#)
- [Security Policy Studies](#)

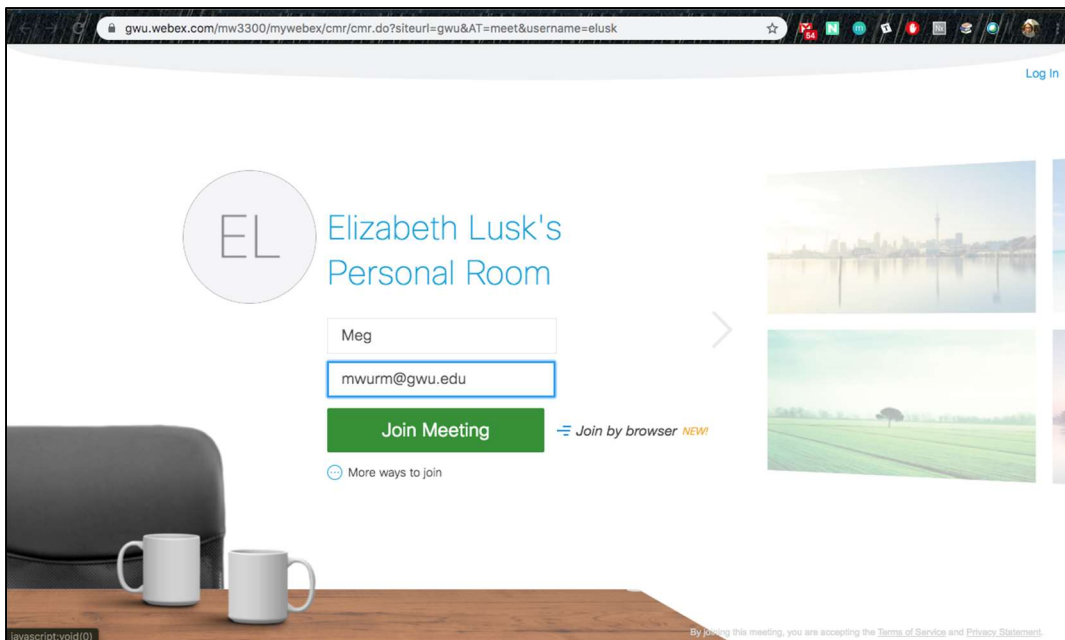
Spring 2020 Drop-In Hours:

Tuesdays 12:00 - 1:30 p.m

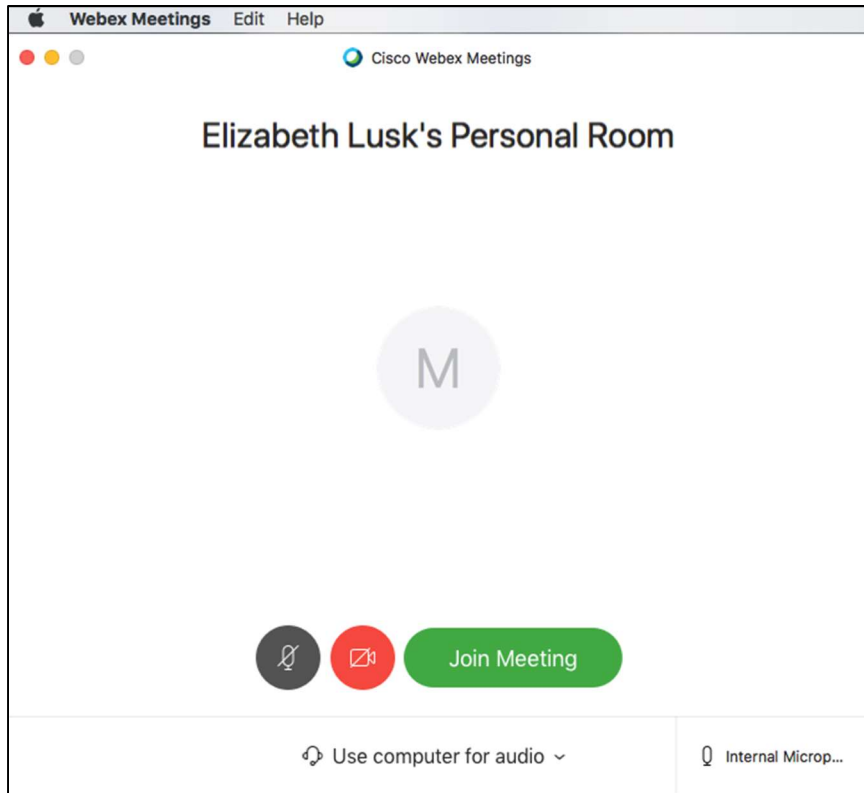
[Join Virtual Drop-ins!](#)



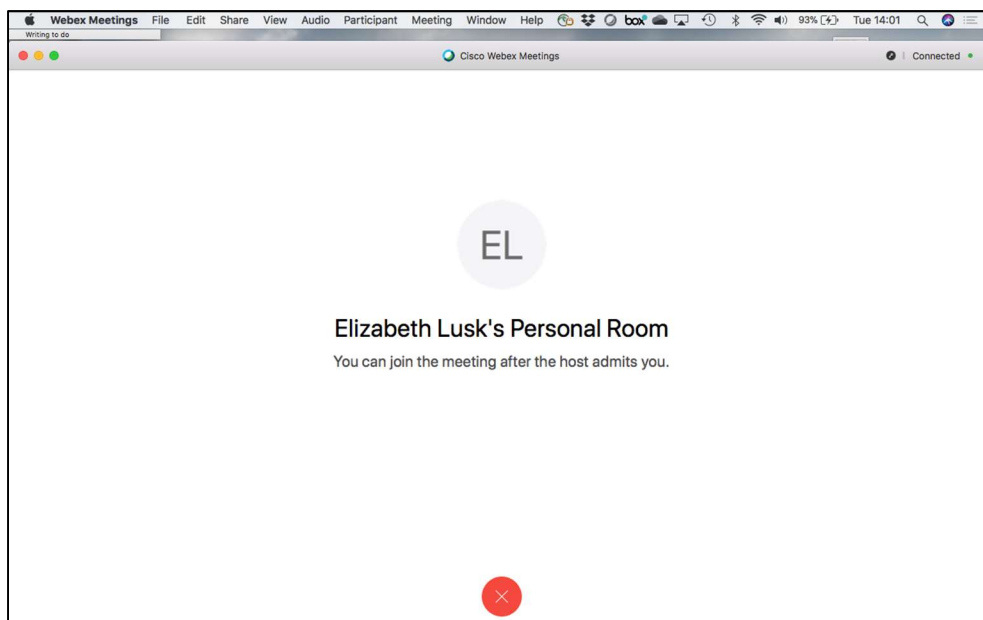
2. When prompted, enter your name and (GWU) email address. Click “Join meeting” or “Join by browser.”



3. You will be sent to a window where you can test to make sure your microphone and (if desired) video is working. Once you have ensured that they are, click “Join meeting” again.



4. You will be sent to a waiting room until the advisor/coach admits you. Please note that there may be other people in the queue before you, so you may have to wait to be admitted. This could take some time if there are several students ahead of you but know that you are in the queue.



5. Once you are admitted, you will be live with your advisor/coach. When you are in the room, you and your advisor can share your screen, exchange chat messages (including links), and more.

