

Elliott School of  
International Affairs

---

THE GEORGE WASHINGTON UNIVERSITY

---

**Graduate Student Career Development  
Elliott School of International Affairs  
The George Washington University**

**December 2014 - August 2015  
Graduate Employment Survey Report**

## Dec. 2014-Aug. 2015 Graduate Employment Survey Report

Total Graduates 444			Employment by Sector			
Responses to Survey	#	%	Sector	#	% of Employed (n=370)	Avg. Salary Range*
Employed	370	88%	Non-Profit	127	34%	\$36,000-\$46,000
Further Education/Research	8	2%	Private	122	33%	\$54,000-\$64,000
Currently Looking	36	9%	Public	119	32%	\$56,000-\$66,000
Not Currently Looking	7	2%	Unspecified	2	1%	N/A**

Sector Breakdown			Average Salary
<b>Non-Profit Sector</b>			<b>127 100%</b>
Conflict Resolution/Human Rights	6	5%	\$46,000-\$56,000
Development Assistance/Public Health	47	37%	\$36,000-\$46,000
Foundations/Professional/Trade Assoc.	13	10%	\$38,000-\$48,000
Public Interest/Research/Think Tanks	39	31%	\$43,000-\$53,000
University/Education	13	10%	\$29,000-\$39,000
Other	9	7%	\$27,000-\$37,000
			Average Salary
<b>Private Sector</b>			<b>122 100%</b>
Aerospace/Technology	8	7%	\$45,000-\$55,000
Consulting/Government Contracting	76	62%	\$59,000-\$69,000
Law	4	3%	N/A**
Health Care	1	1%	N/A**
Financial Services/Trade	13	11%	\$48,000-\$58,000
Media	10	8%	\$43,000-\$53,000
Other (Incl. self- and temporary emp.)	9	7%	\$40,000-\$50,000
Energy/Environment	1	1%	N/A**
			Average Salary
<b>Public Sector</b>			<b>119 100%</b>
Foreign Government	14	12%	\$28,000-\$38,000
Multilateral Organizations	11	9%	\$58,000-\$68,000
State/Local Government	2	2%	N/A**
U.S. Government	83	70%	\$58,000-\$68,000
U.S. Military	9	8%	\$65,000-\$75,000

New or Previous Job		
<b>Respondents</b>	<b>370</b>	<b>100%</b>
New Job Since Graduation	263	71%
Returning to Previous Employer	107	29%
<b>Source of New Job Since Graduation</b>		
<b>Respondents</b>	<b>116</b>	<b>100%</b>
Internship/Co-op/Volunteer	11	9%
ESCC/GSCD Program	8	7%
Networking/Referral	39	34%
Self-Employed	0	0%
Foreign Service Officer	2	2%
Other Fellowship	1	1%
USAjobs.gov	10	9%
Social Media	3	3%
General Job/Corp Site	24	21%
Temp Agencies	2	2%
Other	16	14%
<b>Years of Work Experience Prior to Elliott School</b>		
<b>Respondents</b>	<b>363</b>	<b>100%</b>
None	131	36%
1 to 3 Years	160	44%
4 to 6 Years	46	13%
7 to 10 Years	19	5%
11 to 15 Years	3	1%
More than 16 years	4	1%

\* Choices included: Less than \$20,000 (\$10,000 used as minimum); \$20,000-\$29,999; \$30,000-\$39,999; \$40,000-\$49,999; \$50,000-\$59,999; \$60,000-\$69,999; \$70,000-\$79,999; \$80,000-\$89,999; \$90,000-\$99,999; \$100,000+ (\$100,000 used for both minimum and maximum calculations). Average ranges rounded to nearest \$1,000.

\*\* Information not provided or not enough responses

### Elliott School Graduate Student Employment by Degree

Degree (n=421)	Total	Percentage	Avg Salary Range	Degree Employment Data	Total	Percentage	Avg Salary Range
MA	393	93%	\$48,000-\$58,000	<b>Certificate</b>	2	100%	N/A**
MIPP	17	4%	\$90,000-\$100,000	Non-Profit	1	50%	N/A**
MIS	2	<1%	N/A**	Private	1	50%	N/A**
MA/MBA	2	<1%	N/A**	Public	0	0%	N/A**
MA/MPH	1	<1%	N/A**	Further Education	0	0%	N/A**
MA/JD	4	<1%	\$57,000-\$67,000	Currently Looking	0	0%	N/A**
Certificate Program	2	<1%	N/A**				
Degree Employment Data	Total	Percentage	Avg Salary Range	Degree Employment Data	Total	Percentage	Avg Salary Range
<b>MA</b>	393	100%	\$48,000-\$58,000	<b>MA/MPH</b>	1	100%	N/A**
Non-Profit	122	31%	\$46,000-\$56,000	Non-Profit	1	100%	N/A**
Private	113	29%	\$54,000-\$64,000	Private	0	0%	N/A**
Public	107	27%	\$53,000-\$63,000	Public	0	0%	N/A**
Other	2	1%	N/A**	Further Education	0	0%	N/A**
Further Education	8	2%	N/A**	Currently Looking		0%	N/A**
Currently Looking	35	9%	N/A**				
Not Currently Looking	6	2%	N/A**	<b>MA/JD Program</b>	4	100%	\$57,000-\$67,000
<b>Int'l Policy &amp; Practice (MIPP)</b>	17	100%	\$90,000-\$100,000	Non-Profit	2	50%	N/A**
Non-Profit	1	6%	N/A**	Private	0	0%	N/A**
Private	5	29%	\$90,000-\$100,000	Public	2	50%	\$65,000-\$75,000
Public	10	59%	N/A**	Further Education	0	0%	N/A**
Further Education	0	0%	N/A**	Currently Looking	0	0%	N/A**
Currently Looking	1	6%	N/A**				
<b>MA/MBA Program</b>	2	100%	N/A**	<b>MIS</b>	2	100%	N/A**
Non-Profit	0	0%	N/A**	Non-Profit	0	0%	N/A**
Private	1	50%	N/A**	Private	2	100%	N/A**
Public	0	0%	N/A**	Public	0	0%	N/A**
Further Education	0	0%	N/A**	Further Education	0	0%	N/A**
Currently Looking	1	50%	N/A**	Currently Looking	0	0%	N/A**

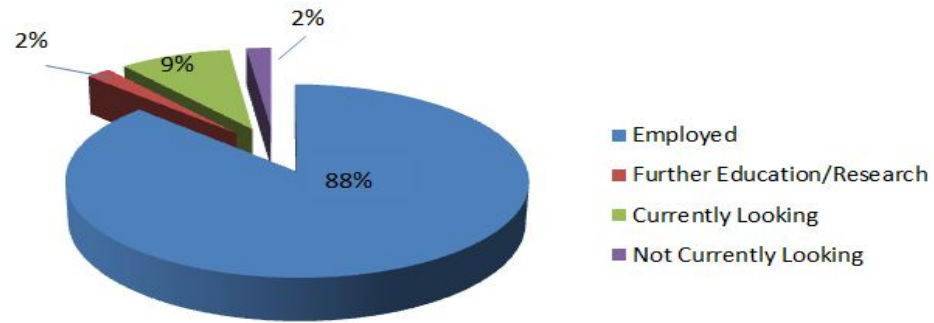
\*\* Information not provided or not enough responses

## Elliott School Graduate Student Employment by Program

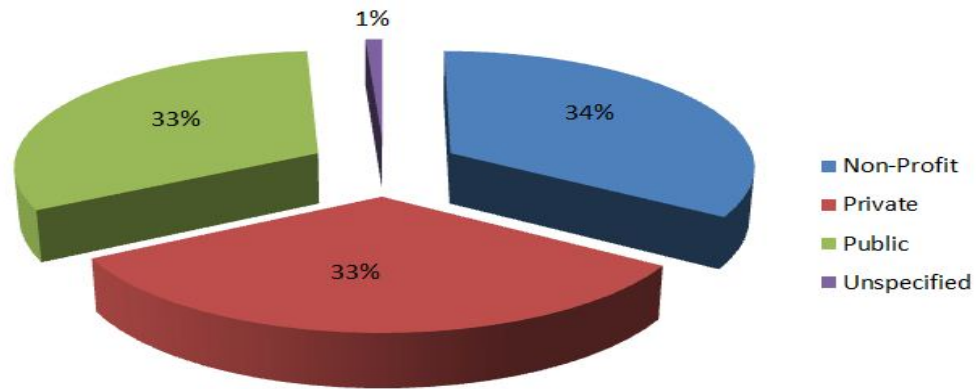
Program (n=421)	Total	Percentage	Avg Salary Range	Program	Total	Percentage	Avg Salary Range
Asian Studies	21	5%	\$40,000-\$50,000*	Int'l Trade & Investment Policy	25	6%	\$66,000-\$76,000*
European & Eurasian Studies	15	4%	\$38,000-\$48,000	Latin Amer. & Hem. Studies	7	2%	\$37,000-\$47,000
International Affairs	125	30%	\$45,000-\$55,000*	Int'l Sci & Tech Policy	16	4%	\$59,000-\$69,000*
Int'l Development Studies	56	13%	\$46,000-\$56,000*	Security Policy Studies	80	19%	\$55,000-\$65,000*
Int'l Policy & Practice (MIPP)	17	4%	\$90,000-\$100,000*	International Studies	1	0%	N/A**
Global Communication	26	6%	\$45,000-\$55,000*	Middle East Studies	32	8%	\$49,000-\$59,000*
Program Employment Data	Total	Percentage	Avg Salary Range	Program Employment Data	Total	Percentage	Avg Salary Range
Asian Studies	21	100%	\$40,000-\$50,000*	International Affairs	125	100%	\$45,000-\$55,000*
Non-Profit	7	33%	\$25,000-\$35,000*	Non-Profit	43	34%	\$34,000-\$44,000*
Private	6	29%	\$45,000-\$55,000*	Private	35	28%	\$54,000-\$64,000
Public	4	19%	\$43,000-\$53,000	Public	27	22%	\$45,000-\$55,000*
Further Education	1	5%	N/A**	Further Education	3	2%	N/A**
Currently Looking	1	5%	N/A**	Currently Looking	16	13%	N/A**
Not Currently Looking	2	10%	N/A**	Not Currently Looking	1	1%	N/A**
European & Eurasian Studies	15	100%	\$38,000-\$48,000	Int'l Trade & Investment	25	100%	\$66,000-\$76,000*
Non-Profit	5	33%	N/A**	Non-Profit	4	16%	N/A**
Private	4	27%	\$40,000-\$50,000	Private	10	40%	\$75,000-\$85,000
Public	4	27%	\$50,000-60,000	Public	6	24%	\$50,000-\$60,000
Currently Looking	2	13%	N/A**	Further Education	1	4%	N/A**
Int'l Development	56	100%	\$46,000-\$56,000*	Currently Looking	3	12%	N/A**
Non-Profit	28	50%	\$39,000-\$49,000*	Not Currently Looking	1	4%	N/A**
Private	6	11%	\$40,000-\$50,000	Int'l Policy & Practice (MIPP)	17	100%	\$90,000-\$100,000*
Public	14	25%	\$62,000-72,000	Non-Profit	1	6%	N/A**
Further Education	2	4%	N/A**	Private	5	29%	\$90,000-\$100,000
Currently Looking	6	11%	N/A**	Public	10	59%	N/A**
Int'l Science & Technology Policy	16	100%	\$59,000-\$69,000*	Currently Looking	1	6%	N/A**
Non-Profit	4	25%	\$43,000-\$53,000	Latin Amer. & Hem. Studies	7	100%	\$37,000-\$47,000
Private	6	38%	N/A**	Non-Profit	3	43%	N/A**
Public	4	25%	\$73,000-\$83,000	Private	3	43%	\$35,000-\$45,000
Currently Looking	1	6%	N/A**	Public	1	14%	N/A**
Not Currently Looking	1	6%	N/A**	Currently Looking	0	0%	N/A**
Security Policy Studies	80	100%	\$55,000-\$65,000*	International Studies	1	100%	N/A**
Non-Profit	12	15%	\$38,000-\$48,000*	Non-Profit	0	0%	N/A**
Private	23	29%	\$62,000-\$72,000	Private	1	100%	N/A**
Public	37	46%	\$55,000-\$65,000*	Currently Looking	0	0%	N/A**
Other	2	3%	N/A**	Middle East Studies	32	100%	\$49,000-\$59,000*
Currently Looking	4	5%	N/A**	Non-Profit	13	41%	\$39,000-\$49,000
Not Currently Looking	2	3%	N/A**	Private	9	28%	\$53,000-\$63,000
Global Communication	26	100%	\$45,000-\$55,000*	Public	8	25%	\$60,000-\$70,000*
Non-Profit	7	27%	\$27,000-\$37,000*	Further Education	1	3%	N/A**
Private	14	54%	\$46,000-\$56,000	Other	0	0%	N/A**
Public	4	15%	\$58,000-\$68,000	Currently Looking	1	3%	N/A**
Currently Looking	1	4%	N/A**				

\* Incomplete data \*\* Information not provided

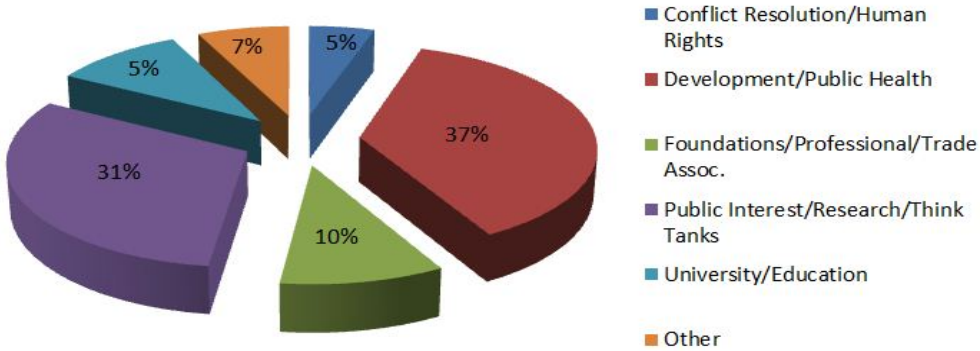
### Employment Status



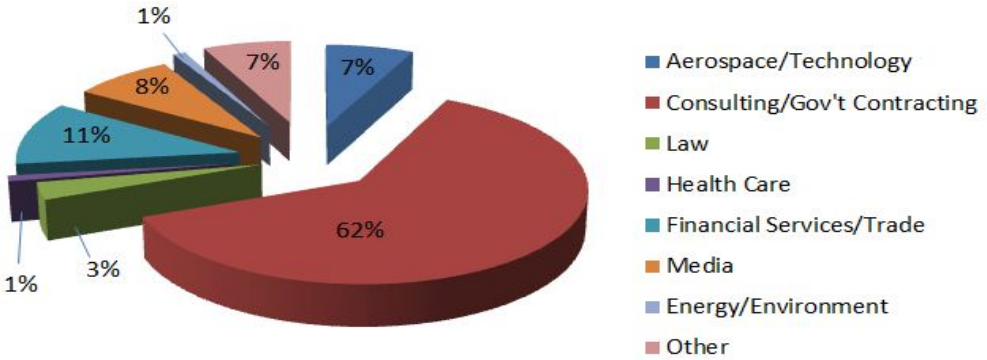
### Employment by Sector



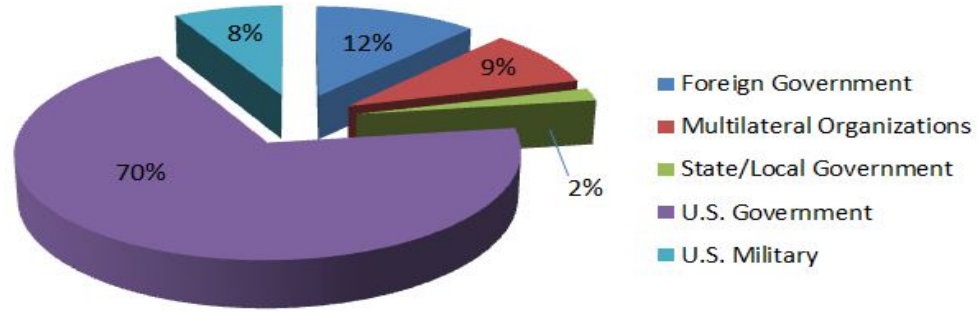
### Non-Profit



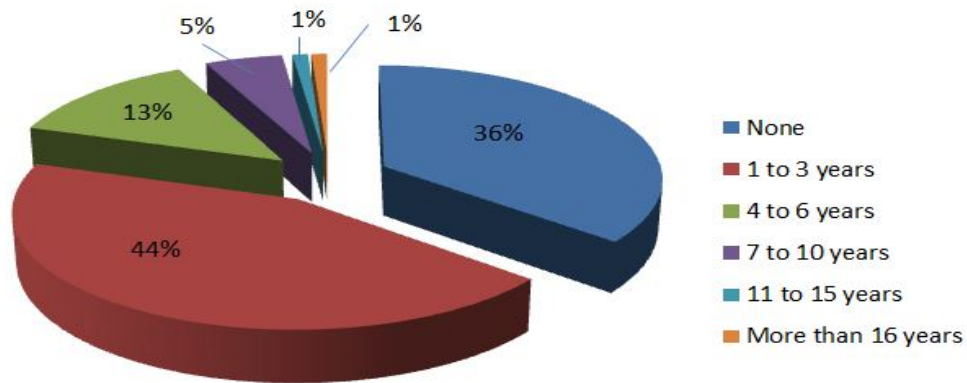
### Private Sector



### Public Sector

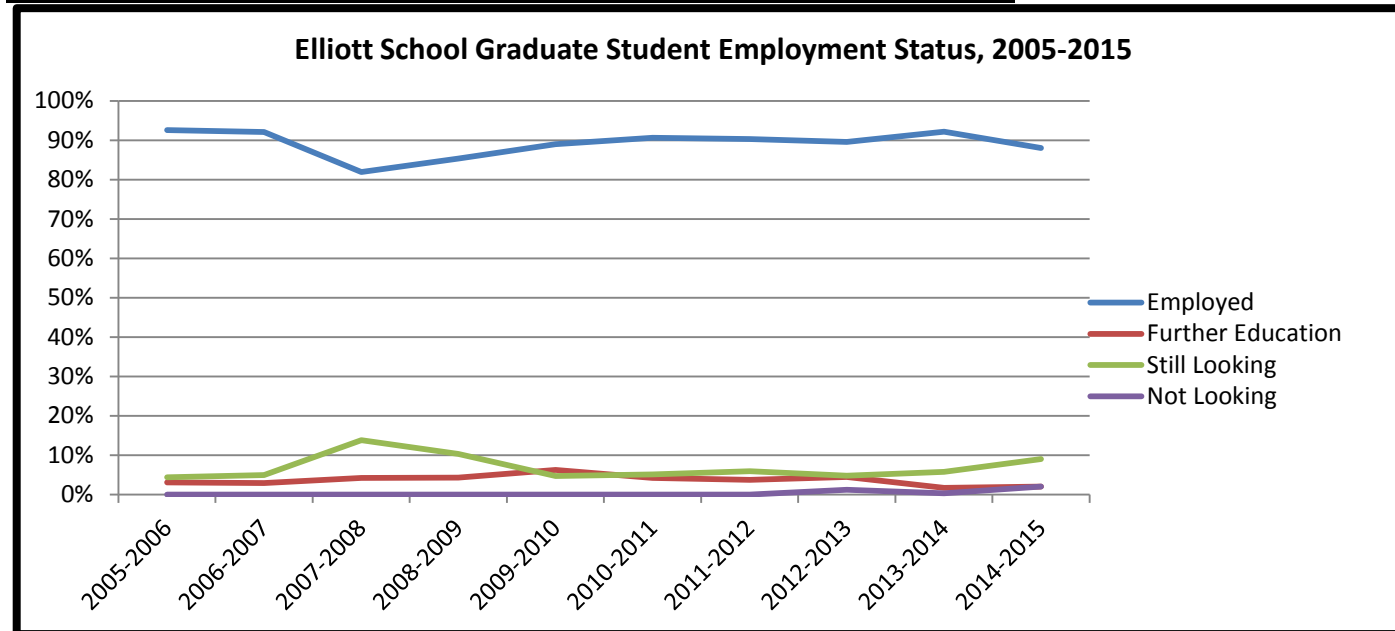


### Work Experience Prior to Elliot School



## Graduate Employment Survey Report

Select Employment Data, 2005-2014								
Employment Totals	2005-2006		2006-2007		2007-2008		2008-2009	
	# of Responses	Percentage	# of Responses	Percentage	# of Responses	Percentage	# of Responses	Percentage
Employed	212	93%	222	92%	213	82%	256	85%
Further Education	7	3%	7	3%	11	4%	13	5%
Still Looking	10	4%	12	5%	36	14%	31	10%
Employment Totals	2009-2010		2010-2011		2011-2012		2012-2013	
	# of Responses	Percentage	# of Responses	Percentage	# of Responses	Percentage	# of Responses	Percentage
Employed	283	89%	319	91%	288	90%	300	90%
Further Education	20	6%	15	4%	12	4%	15	4%
Still Looking	15	5%	18	5%	19	6%	16	5%
Not Looking	N/A	N/A	N/A	N/A	N/A	N/A	4	1%
Employment Totals	2013-2014		2014-2015					
	# of Responses	Percentage	# of Responses	Percentage				
Employed	272	91%	370	88%				
Further Education	5	2%	8	2%				
Still Looking	17	6%	36	9%				
Not Looking	1	<1%	7	2%				





## Graduate Employment Survey Report

	Employed	Further Education	Still Looking	Not Looking
2005-2006	212	7	10	
2006-2007	222	7	12	
2007-2008	213	11	36	
2008-2009	256	13	31	
2009-2010	283	20	15	
2010-2011	319	15	18	
2011-2012	288	12	19	
2012-2013	300	15	16	4
2013-2014	272	5	17	1
2014-2015	370	8	36	7

	Employed	Further Education	Still Looking	Not Looking
2005-2006	93%	3%	4%	0%
2006-2007	92%	3%	5%	0%
2007-2008	82%	4%	14%	0%
2008-2009	85%	4%	10%	0%
2009-2010	89%	6%	5%	0%
2010-2011	91%	4%	5%	0%
2011-2012	90%	4%	6%	0%
2012-2013	90%	4%	5%	1%
2013-2014	92%	2%	6%	0%
2014-2015	88%	2%	9%	2%

Select Employment Data, 2008-2015									
Graduation Totals	2008-2009			2009-2010			2010-2011		
	# of Grads	Percentage		# of Grads	Percentage		# of Grads	Percentage	
Total # of Graduates	320	100%		341	100%		362	100%	
Non-Responses	20	6%		23	7%		10	3%	
Responses	300	94%		318	93%		352	97%	
Employment Totals	# of Responses	Percentage		# of Responses	Percentage		# of Responses	Percentage	
Employed	256	86%		283	89%		319	91%	
Further Education	13	4%		20	6%		15	4%	
Still Looking	31	10%		15	5%		18	5%	
Employment Sector	# of Grads	Percentage	Avg. Salary	# of Grads	Percentage	Avg. Salary	# of Grads	Percentage	Avg. Salary
Non-Profit	81	32%	\$37,000-\$47,000	85	30%	\$39,000-\$52,000	114	36%	\$40,000-\$50,000
Private	63	25%	\$61,000-\$71,000	69	24%	\$55,000-\$67,000	90	28%	\$57,000-\$67,000
Public	110	43%	\$54,000-\$64,000	129	46%	\$53,000-\$69,000	114	36%	\$50,000-\$60,000
Not Specified									
Years of Experience	# of Grads	Percentage		# of Grads	Percentage		# of Grads	Percentage	
None	65	22%		103	32%		60	17%	
1 to 3 Years	139	46%		144	45%		180	51%	
4 to 6 Years	45	15%		45	14%		75	21%	
7 to 10 Years	29	10%		16	5%		24	7%	
11 to 15 Years	12	4%		5	2%		5	1%	
More than 16 years	10	3%		5	2%		8	2%	

Graduation Totals	2011-2012			2012-2013			2013-2014		
	# of Grads	Percentage		# of Grads	Percentage		# of Grads	Percentage	
Total # of Graduates	346	100%		358	100%		320	100%	
Non-Responses	25	7%		23	6%		25	8%	
Responses	321	93%		335	94%		295	92%	
Employment Totals	# of Responses	Percentage		# of Responses	Percentage		# of Responses	Percentage	
Employed	288	90%		300	90%		272	92%	
Further Education	12	4%		15	4%		5	2%	
Still Looking	19	6%		16	5%		17	6%	
Not Looking				4	1%		1	0%	
Employment Sector	# of Grads	Percentage	Avg. Salary	# of Grads	Percentage	Avg. Salary	# of Grads	Percentage	Avg. Salary
Non-Profit	98	34%	\$40,000-\$50,000	103	34%	\$40,000-\$50,000	81	30%	\$38,000-\$48,000
Private	89	31%	\$57,000-\$67,000	95	32%	\$57,000-\$67,000	91	33%	\$55,000-\$65,000
Public	101	35%	\$50,000-\$60,000	102	34%	\$50,000-\$60,000	100	37%	\$56,000-\$66,000
Years of Experience	# of Grads	Percentage		# of Grads	Percentage		# of Grads	Percentage	
None	63	20%		53	16%		49	17%	
1 to 3 Years	155	48%		192	57%		142	48%	
4 to 6 Years	67	21%		62	19%		64	22%	
7 to 10 Years	26	8%		17	5%		26	9%	
11 to 15 Years	7	2%		8	2%		10	3%	
More than 16 years	3	1%		3	1%		4	1%	

Graduation Totals	2014-2015		
	# of Grads	Percentage	
Total # of Graduates	444	100%	
Non-Responses	23	5%	
Responses	421	95%	
Employment Totals	# of Responses	Percentage	
Employed	370	83%	
Further Education	8	2%	
Still Looking	37	8%	
Not Looking	6	1%	
Employment Sector	# of Grads	Percentage	Avg. Salary
Non-Profit	127	34%	\$36,000-\$46,000
Private	122	33%	\$54,000-\$64,000
Public	119	32%	\$56,000-\$66,000
Unspecified	2	1%	N/A
Years of Experience	# of Grads	Percentage*	
None	131	30%	
1 to 3 Years	160	36%	
4 to 6 Years	46	10%	
7 to 10 Years	19	4%	
11 to 15 Years	3	1%	
More than 16 years	4	1%	

\*Based on 363 respondents

# Graduate Employment Survey Report

Employers, Dec. 2014-Aug. 2015

## Asian Studies

Analyst, Actagon  
Communications Associate, American Iranian Council  
Competitive Media Analyst, National Media  
External Relations Manager, Centre National de la Recherche Scientifique (CNRS)  
Industry Analyst, Euromonitor International  
International Business Intern, American World Services  
Iran Research Analyst, Foundation for Defense of Democracies  
Litigation Fellow, Open Society Foundations  
Management Analyst, Federal Emergency Management Agency (FEMA)  
Marketing and Recruiting Associate, The George Washington University  
Marketing & Communications Manager, Microfinance Information Exchange (MIX)  
Primary Arabic Linguist, AECOM  
Program Officer, International Civil Society Action Network (ICAN)  
Program Officer, Hanns R. Neumann Stiftung  
Proposal Coordinator, Management Systems International  
Research Analyst, McKinsey & Co.  
Secretary, Island Community Board  
Senior Program Associate, Freedom House (2)

## Global Communication

Research and Analysis Intern, Sasakawa Peace Foundation USA  
Researcher, International Crisis Group  
Associate, PricewaterhouseCoopers Advisory (Pwc) (2)  
Attorney, Law Office of David McArthur  
Conflict Analyst, USAID  
Consultant, Innovations for Poverty Action  
Management Consultant, Pinnacle Government Consulting  
New Business Associate, International Executive Service Corps (IESC)  
New Business Development Assistant, Counterpart International  
Portal Administrator, Sirius Computer Solutions  
Program Analyst, USAID/OIG  
Program Assistant, American Bar Association  
Program Coordinator, Clements Center for National Security  
Research Analyst, CENTRA Technology (2)  
Research Assistant, Fudan University  
Research Intern, Foundation for Defence of Democracies  
Senior Business Program Specialist, Deloitte  
Senior Consultant, Washington Consulting

Senior Consultant, FTI Consulting  
Summer Intern, Open Government Partnership

## European and Eurasian Studies

Account Executive, Peregrine Communications  
Congressional Researcher, Royal Embassy of Saudi Arabia  
Deputy Director of Operations, OFED International  
Freelance Translator, Cactus Communications  
International Programs Analyst, Mantech International Corporation  
International Student Advisor, University of Florida  
Navy Strategy Analyst, Booz Allen Hamilton  
Policy Analyst, U.S. Department of Justice  
Program Assistant, National Endowment for Democracy  
Program Associate, Freedom House  
Project Assistant, EnCompass LLC  
Project Management Associate, Chemonics  
Scheduler/Executive Assistant, U.S. House of Representatives  
Special Assistant, U.S. House of Representatives

## International Affairs

Alert Desk Analyst, The Rendon Group  
Analyst, USG  
Analyst, U.S. Department of Defense (2)  
Archivist Processing Assistant, The George Washington University  
Associate, SKDKnickerbocker  
Desk Officer, Ministry of Foreign Affairs of Vietnam  
Economist, World Bank  
Emerging Markets Analyst, BMI Research  
Evaluation Associate, EnCompass LLC  
Fellow, Aspen Strategy Group  
First Secretary, Ministry of Foreign Affairs  
Foreign Affairs Officer, U.S. Department of State (2)  
Intelligence Officer, U.S. Marine Corps  
Intern, International Labor Organization  
International Economist, U.S. Department of Commerce  
Judicial Law Clerk, U.S. Department of Justice  
Policy Associate, Int'l Center for Research on Women (ICRW) (2)  
Program Analyst, U.S. Department of State  
Program Assistant, Atlantic Council

# Graduate Employment Survey Report

Employers, Dec. 2014-Aug. 2015

## **International Affairs cont'd**

Program Assistant, Education for Employment  
Program Associate, American Red Cross  
Program Director, HM&Co  
Program Manager, Partners for Common Good  
Program Manager, NCBA CLUSA  
Program Manager, U.S. Department of Housing & Urban Development  
Program Officer, German Marshall Fund of the United States  
Project Associate, Layalina Productions  
Research Associate, Defense Group Inc.  
Research Intern, Hudson Institute  
Researcher, TD International  
Researcher, Booz Allen Hamilton  
Security Assistance Support Analyst, Science Application Int'l Corporation  
Senior Advisor, World Bank Group  
Senior Analyst, U.S. Department of Defense  
Senior Consultant, IBM  
Social Media & Comms. Associate, Carnegie Endowment for Int'l Peace  
Special Assistant, Center for a New American Security (CNAS)  
Staff Officer, U.S. Department of Defense

## **International Development Studies**

Analyst, U.S. Army  
Analyst, U.S. Department of the Treasury  
Arabic Linguist/Analyst, AECOM  
Assistant on Congressional Affairs, Mexican Embassy in U.S.  
Assistant Professor, University of Chittagong  
Defense Official, Japanese Ministry of Defense  
Economic Analyst, U.S. Government  
Executive Assistant, A.T. Kearney  
Associate, PricewaterhouseCoopers (PwC)  
Foreign Service Officer, U.S. Department of State  
Intelligence Analyst, U.S. Department of Homeland Security  
Intern, U.S. Department of Defense  
International Trade Specialist, U.S. Department of Homeland Security  
Program Officer, International Literacy Association  
Project Lead, Praescient Analytics  
Research Analyst, Camstoll Group  
Research Associate, J.A. Green & Company

Second Secretary, Ministry of Foreign Affairs  
Special Assistant, USAID  
Associate, Ernst & Young  
Supervisory Intelligence Analyst, U.S. Department of Justice

## **International Science & Technology Policy**

Analyst, U.S. Government Accountability Office (GAO)  
Consultant, Deloitte  
Int'l Travel Coordinator, Federal Emergency Management Agency (FEMA)  
National Security Analyst, Computer Sciences Corporation (CSC)  
Program Assistant, Pan American Development Foundation  
Senior Communication Officer, Embassy of Austria  
Social Media & Comms. Assoc., Carnegie Endowment for Int'l Peace

## **International Trade & Investment Policy**

Analyst, U.S. Department of Defense  
Associate, Booz Allen Hamilton  
Communications Coordinator, ThinkFoodGroup by Jose Andres  
International Sales, Sakura International Inc.  
Online Communications Officer, World Bank Group  
Program Analyst, U.S. Department of State  
Program Assistant, USAID  
Program Assistant, National Democratic Institute for Int'l Development  
Research Assistant, American Enterprise Institute  
Staff Assistant, Senate Armed Services Committee  
Strategy & Operations Consultant, Deloitte Consulting LLP  
Technical Assistance and Evaluation, EnCompass LLC  
Technical Writer, Alta IT Services

## **Latin America & Hemispheric Studies**

Analyst, U.S. Government  
Foreign Affairs Specialist, U.S. Department of State  
HR Specialist, U.S. Department of State

## **Middle Eastern Studies**

Analyst, U.S. Department of Defense  
Analyst, U.S. Department of the Treasury  
Analyst, U.S. Department of Justice  
Associate, Chemonics International

# Graduate Employment Survey Report

Employers, Dec. 2014-Aug. 2015

## Middle Eastern Studies cont'd

Associate Director of Development, Atlantic Council  
Country Officer, U.S. Department of State  
Foreign Service Officer, U.S. Department of State (2)  
Judicial Law Clerk, U.S. Department of Justice  
Manager Government Affairs, Amgen  
Paralegal, Maggio & Kattar PC  
Pathways Intern, U.S. Department of State  
Program Assistant, Foreign Service Institute  
Program Specialist, USAID  
Project Management Associate, IBI International  
Risk Advisory Department Staff, Ernst & Young ShinNihon LLC  
Senior Consultant, Ernst & Young  
Special Projects Assistant, International Monetary Fund

## Master of International Policy and Practice

Global Strategy Officer, International Medical Corps  
Patent Examiner, U.S. Patent and Trademark Office  
Strategic Planning Analyst, Harlan Lee & Associates

## Security Policy Studies

Aerospace Analyst, The Tauri Group  
Agricultural Economist, U.S.D.A. Foreign Agricultural Service  
Analyst, The Avascent Group  
Analyst, Kroll Associates  
Analyst, U.S. Department of Defense  
Analyst, U.S. Government Accountability Office  
Analyst, Citibank  
Coordinator, International Monetary Fund  
Correspondence Analyst, USAID  
Defense Planner, Department Intelligence Agency  
Field Operations Project Manager, Spirit of America  
Foreign Service Officer, U.S. Department of State (2)  
General Associate, START  
General Military Analyst, United States Southern Command  
Honors Intern, U.S. Department of Justice  
Intelligence Analyst, U.S. Department of Defense  
Intelligence Analyst, The Buffalo Group  
Management Trainee, Fast Retailing

## Security Policy Studies cont'd

Official, Ministry of Foreign Affairs  
Political Advisor, Regional Delegation for East Asia, ICRC  
Press Officer, U.S. Department of State  
Program and Communications Associate, Eurasia Foundation  
Program and M&E Associate, International Executive Service Corps (IESC)  
Program Assistant, U.S. Department of State  
Program Assistant, Natural Resources Defense Council  
Program Assistant, Atlantic Council  
Program Assistant, U.S. Institute of Peace  
Program Associate, The Aspen Institute  
Program Coordinator, Save the Children  
Regional Desk Officer, U.S. Department of State  
Security Assistance Policy Analyst, Science Applications Int'l Corp. (SAIC)  
Senior Analyst, Morgan Borszcz Consulting  
Senior Consultant, IBM  
Senior Policy Officer, Millennium Challenge Corporation  
Senior Program Analyst, U.S. Department of State  
Senior Project Coordinator, Amer. Assoc. for the Advancement of Science  
Special Operations Specialist, Federal Bureau of Investigations (FBI)  
Staff Worker, George Washington University